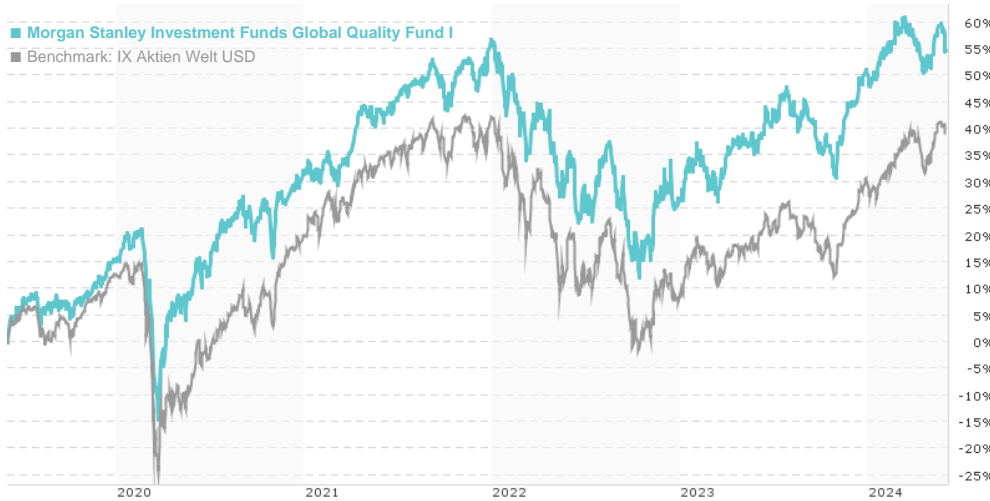


Morgan Stanley Investment Funds Global Quality Fund I / LU0955011175 / A1W3PH / MSIM Fund M. (IE)

| Last 05/31/2024 ¹ | Region | Branch | Type of yield | Type |
|------------------------------|-----------|---------------|---------------|-------------|
| 64.16 USD | Worldwide | Mixed Sectors | reinvestment | Equity Fund |

■ Morgan Stanley Investment Funds Global Quality Fund I
■ Benchmark: IX Aktien Welt USD



Risk key figures

SRI 1 2 3 4 5 6 7

Mountain-View Funds Rating²

▲ ▲ ▲ ▲ ▲ ▲

EDA³

76

Yearly Performance

| | |
|------|---------|
| 2023 | +19.37% |
| 2022 | -19.19% |
| 2021 | +18.91% |
| 2020 | +14.25% |
| 2019 | +29.21% |

| Master data | | Conditions | | Other figures | |
|---------------------|---|--|-------|--------------------|-------|
| Fund type | Single fund | Issue surcharge | 3.00% | Minimum investment | UNT 0 |
| Category | Equity | Planned administr. fee | 0.00% | Savings plan | - |
| Sub category | Mixed Sectors | Deposit fees | 0.00% | UCITS / OGAW | Yes |
| Fund domicile | Luxembourg | Redemption charge | 2.00% | Performance fee | 0.00% |
| Tranch volume | (03/20/2024) USD 222.89 mill. | Ongoing charges | - | Redeployment fee | 0.00% |
| Total volume | (05/31/2024) USD 2,192.62 mill. | Dividends | | Investment company | |
| Launch date | 8/1/2013 | MSIM Fund M. (IE) | | | |
| KESr report funds | Yes | Junghofstrasse 13-15, 60311, Frankfurt | | | |
| Business year start | 01.01. | Germany | | | |
| Sustainability type | - | https://www.morganstanley.com | | | |
| Fund manager | W. Lock, B. Paulson, N. Sochovsky, M. Watson, A. Gabriele, R. Perrott, I. Mast, A. Kryachok | | | | |

| Performance | 1M | 6M | YTD | 1Y | 2Y | 3Y | 5Y | Since start |
|------------------|--------|--------|--------|---------|---------|---------|---------|-------------|
| Performance | +1.26% | +7.26% | +2.57% | +13.94% | +15.46% | +8.34% | +54.38% | +157.05% |
| Performance p.a. | - | - | - | +13.90% | +7.44% | +2.70% | +9.06% | +9.10% |
| Sharpe ratio | 1.19 | 1.09 | 0.24 | 0.91 | 0.22 | -0.07 | 0.31 | 0.37 |
| Volatility | 10.22% | 10.33% | 10.61% | 11.21% | 16.36% | 16.20% | 16.98% | 14.30% |
| Worst month | - | -3.65% | -3.65% | -5.48% | -9.36% | -9.36% | -10.69% | -10.69% |
| Best month | - | 8.84% | 4.56% | 8.84% | 8.84% | 8.84% | 9.98% | 9.98% |
| Maximum loss | -3.38% | -6.46% | -6.46% | -11.64% | -18.62% | -28.62% | -29.63% | - |

Distribution permission

Austria, Germany, Switzerland, United Kingdom

¹ Important note on update status: The displayed date refers exclusively to the calculation of the NAV.

DISCLAIMER: The information on this page are for informational purposes only and should neither an offer to sell nor a solicitation for the purchase of the security or recommendation in favor of the security to be understood. baha GmbH assumes no liability despite thorough searches for the accuracy of the data.

Funds data from: www.mountain-view.com. Fact Sheet created by: www.baha.com

Created: 06/03/2024

Morgan Stanley Investment Funds Global Quality Fund I / LU0955011175 / A1W3PH / MSIM Fund M. (IE)

2 The Mountain-View Data Fund Rating calculates a comparative ranking for funds using yield, volatility and trend data. For more information visit [MVD Funds Rating](#)

Investment strategy

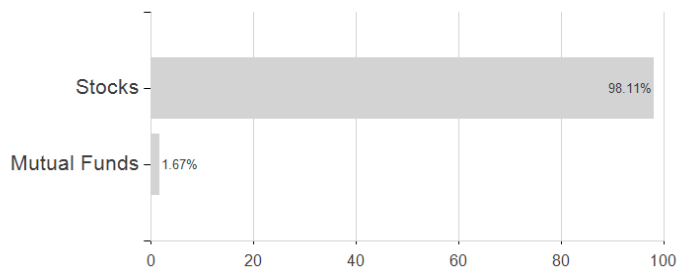
To invest in companies principally in developed countries with dominant market positions, typically underpinned by hard to replicate intangible assets. As an essential and integrated part of the investment process, the Investment Adviser assesses relevant factors material to long-term sustainably high returns including ESG factors and seeks to engage with company management teams as part of this.

Investment goal

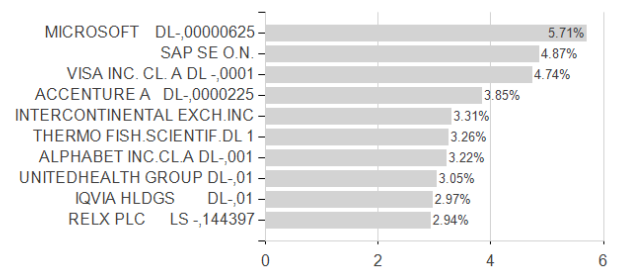
Long-term growth of your investment. At least 70% of the Fund's investments will be in company shares.

Assessment Structure

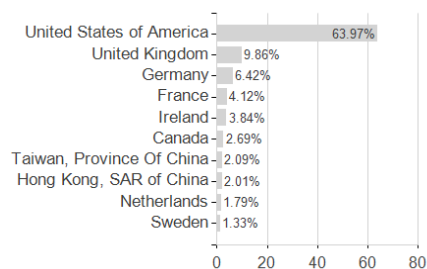
Assets



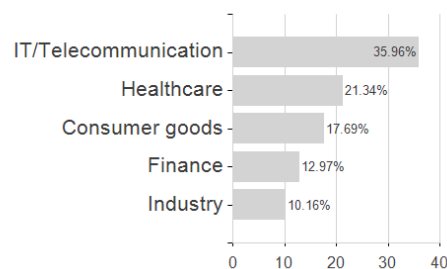
Largest positions



Countries



Branches



Currencies

