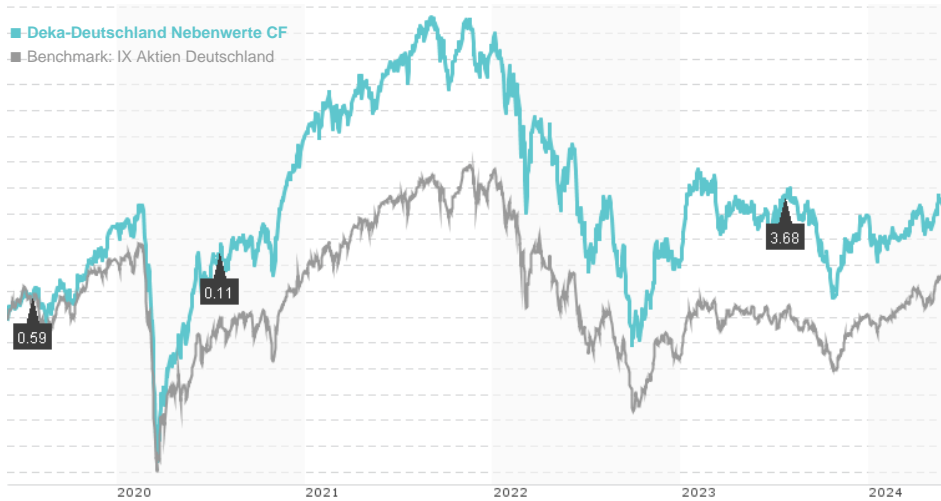


Deka-Deutschland Nebenwerte CF / LU0923076540 / DK0EBW / Deka International

Last 05/31/2024 ¹	Country	Branch	Type of yield	Type
218.22 EUR	Germany	Mixed Sectors	paying dividend	Equity Fund

■ Deka-Deutschland Nebenwerte CF
■ Benchmark: IX Aktien Deutschland



Risk key figures

SRI 1 2 3 4 5 6 7

Mountain-View Funds Rating²

▲ ▲ ▲ ▲ ▲ ▲

EDA³

82

Yearly Performance

2023	+8.20%
2022	-27.03%
2021	+12.30%
2020	+15.12%
2019	+35.28%

Master data		Conditions		Other figures	
Fund type	Single fund	Issue surcharge	3.75%	Minimum investment	UNT 0
Category	Equity	Planned administr. fee	0.00%	Savings plan	-
Sub category	Mixed Sectors	Deposit fees	0.00%	UCITS / OGAW	Yes
Fund domicile	Luxembourg	Redemption charge	0.00%	Performance fee	25.00%
Tranch volume	(05/31/2024) EUR 271.15 mill.	Ongoing charges	-	Redeployment fee	0.00%
Total volume	-	Dividends		Investment company	
Launch date	6/3/2013	21.07.2023	3.68 EUR	Deka International 6, rue Lou Hemmer, 1748, Luxembourg-Findel Luxembourg www.deka.de/deka-international	
KESr report funds	No	17.07.2020	0.11 EUR		
Business year start	01.06.	19.07.2019	0.59 EUR		
Sustainability type	-	20.07.2018	1.21 EUR		
Fund manager	Markus Turnwald	29.12.2017	0.75 EUR		

Performance	1M	6M	YTD	1Y	2Y	3Y	5Y	Since start
Performance	+1.43%	+4.83%	+0.13%	+2.39%	-9.05%	-17.96%	+20.56%	+132.66%
Performance p.a.	-	-	-	+2.39%	-4.63%	-6.38%	+3.81%	+7.98%
Sharpe ratio	1.12	0.47	-0.27	-0.09	-0.44	-0.51	0.00	0.24
Volatility	12.92%	13.03%	13.02%	15.15%	19.25%	19.92%	20.95%	17.82%
Worst month	-	-4.29%	-4.29%	-9.11%	-15.21%	-15.21%	-17.76%	-17.76%
Best month	-	9.42%	4.69%	9.42%	12.83%	12.83%	18.25%	18.25%
Maximum loss	-3.17%	-7.36%	-7.25%	-16.94%	-29.09%	-40.13%	-40.69%	-

Distribution permission

Germany, Luxembourg

¹ Important note on update status: The displayed date refers exclusively to the calculation of the NAV.

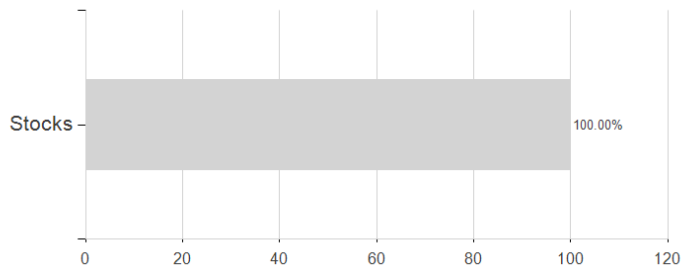
² The Mountain-View Data Fund Rating calculates a comparative ranking for funds using yield, volatility and trend data. For more information visit [MVD Funds Rating](#)

³ Displays the Ethical-Dynamical Ratio calculated according to standard criteria. The maximum value is 100. For more information visit [EDA](#)

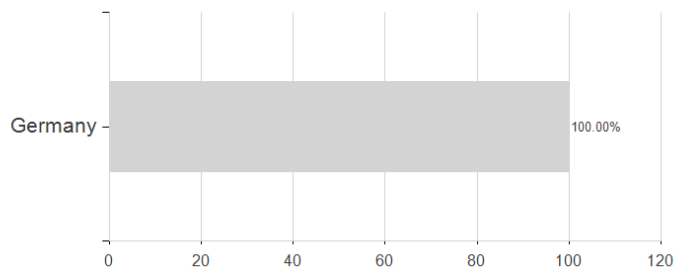
Deka-Deutschland Nebenwerte CF / LU0923076540 / DK0EBW / Deka International

Assessment Structure


Assets



Countries



Largest positions



Branches

