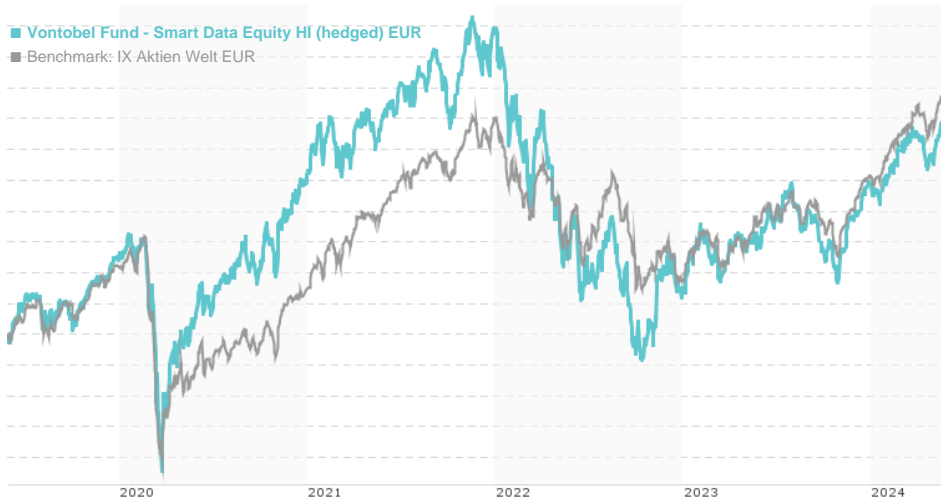


## Vontobel Fund - Smart Data Equity HI (hedged) EUR / LU0848326855 / A112C5 / Vontobel AM

Last 05/24/2024 <sup>1</sup>	Region	Branch	Type of yield	Type
142.28 EUR	Worldwide	Mixed Sectors	reinvestment	Equity Fund

■ Vontobel Fund - Smart Data Equity HI (hedged) EUR  
■ Benchmark: IX Aktien Welt EUR



## Risk key figures

SRI 1 2 3 4 5 6 7

Mountain-View Funds Rating<sup>2</sup>

▲ ▲ ▲ ▲ ▲ ▲

EDA<sup>3</sup>

73

## Yearly Performance

2023	+16.43%
2022	-28.17%
2021	+17.73%
2020	+12.88%
2019	+20.25%

Master data		Conditions		Other figures	
Fund type	Single fund	Issue surcharge	5.00%	Minimum investment	UNT 0
Category	Equity	Planned administr. fee	0.00%	Savings plan	-
Sub category	Mixed Sectors	Deposit fees	0.00%	UCITS / OGAW	Yes
Fund domicile	Luxembourg	Redemption charge	0.30%	Performance fee	0.00%
Tranch volume	(05/24/2024) USD 0.094 mill.	Ongoing charges	-	Redeployment fee	0.00%
Total volume	(05/24/2024) USD 40.57 mill.	Dividends		Investment company	
Launch date	4/10/2014	Vontobel AM			
KESr report funds	Yes	Gotthardstrasse 43, 8022, Zürich			
Business year start	01.09.	Switzerland			
Sustainability type	-	<a href="https://www.vontobel.com">https://www.vontobel.com</a>			
Fund manager	Tim Stehle				

Performance	1M	6M	YTD	1Y	2Y	3Y	5Y	Since start
Performance	+2.31%	+10.76%	+5.86%	+15.80%	+17.41%	-1.98%	+31.44%	+42.28%
Performance p.a.	-	-	-	+15.75%	+8.35%	-0.66%	+5.61%	+3.54%
Sharpe ratio	2.82	2.12	1.25	1.12	0.29	-0.26	0.10	-0.02
Volatility	9.99%	9.01%	9.50%	10.70%	15.78%	16.87%	18.53%	15.76%
Worst month	-	-3.96%	-3.96%	-5.05%	-10.94%	-10.94%	-12.70%	-12.70%
Best month	-	9.06%	4.53%	9.06%	10.61%	10.61%	10.61%	10.61%
Maximum loss	-1.84%	-5.22%	-5.22%	-12.95%	-19.61%	-36.62%	-36.62%	-

## Distribution permission

Austria, Germany, Switzerland, United Kingdom

1 Important note on update status: The displayed date refers exclusively to the calculation of the NAV.

2 The Mountain-View Data Fund Rating calculates a comparative ranking for funds using yield, volatility and trend data. For more information visit [MVD Funds Rating](#)

3 Displays the Ethical-Dynamical Ratio calculated according to standard criteria. The maximum value is 100. For more information visit [EDA](#)

## Vontobel Fund - Smart Data Equity HI (hedged) EUR / LU0848326855 / A112C5 / Vontobel AM

### Investment strategy

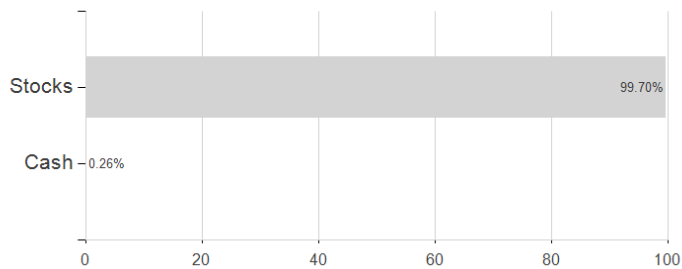
It mainly invests in equities and equity-like securities (including transferable securities that are qualified as closed-ended real estate investment trusts, participation certificates). It may invest up to 20% via Shanghai-Hong Kong Stock Connect and Shenzhen-Hong Kong Stock Connect in China A-Shares. The Sub-Fund mainly invests in securities of companies around the world that contribute to sustainable economic activity and are leaders within their sector. The investment decision-making process pursued by the portfolio manager of the Sub-Fund is based on fundamental analysis of the companies belonging to the investment universe. A significant part of this process is based on the proprietary "smart data approach" which uses and combines a large set of fundamental company data servicing as a decision base for the portfolio manager in its stock selection and portfolio monitoring process.

### Investment goal

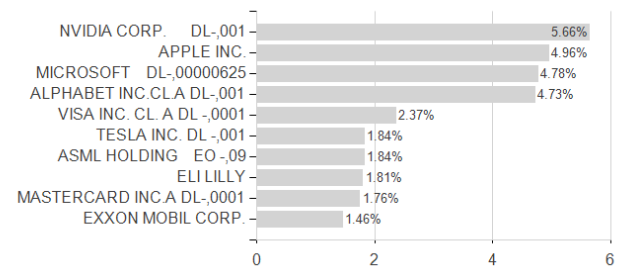
This actively managed Sub-Fund aims to achieve the highest possible capital growth over the long term.

### Assessment Structure

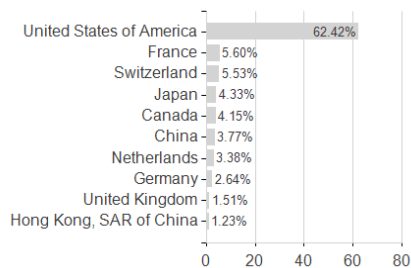
#### Assets



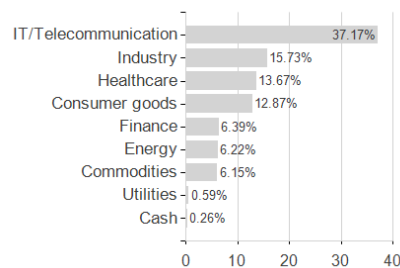
#### Largest positions



#### Countries



#### Branches



#### Currencies

