Seilern World Growth EUR HR / IE0031724234 / A1C63X / Seilern IM (IE)

Last 03/27/2024[1]	Region	Branch	Type of yield	Type
375.97 EUR	Worldwide	Mixed Sectors	reinvestment	Equity Fund

Risk key figures

SRI	1	2	3	4	5	6	7

Mountain-View Funds Rating[2]	EDA[3]
	80

Yearly Performance

2023	+21.48%
2022	-32.20%
2021	+28.82%
2020	+21.29%
2019	+32.09%

Master data

Fund type	Single fund
Category	Equity
Sub category	Mixed Sectors
Fund domicile	Ireland
Tranch volume	(03/27/2024) EUR 510.25 mill.
Total volume	(03/27/2024) EUR 2,194.22 mill.
Launch date	3/28/2002
KESt report funds	Yes
Business year start	01.01.
Sustainability type	-
Fund manager	Seilern Investment Management Ltd. Investment Team

Conditions

Issue surcharge	5.00%
Planned administr. fee	0.00%
Deposit fees	0.02%
Redemption charge	0.00%
Ongoing charges	-

Other figures

Minimum investment	EUR 500.00
Savings plan	-
UCITS / OGAW	Yes
Performance fee	0.00%
Redeployment fee	0.00%

Dividends

Investment company

Seilern IM (IE)

15-16 Buckingham Street, WC2N 6DU, London

United Kingdom

https://www.seilerninvest.com

Performance	1M	6M	YTD	1Y	2Y	3Y	5Y	Since start
Performance	+1.51%	+17.64%	+7.70%	+17.29%	+3.60%	+12.88%	+58.82%	+187.07%
Performance p.a.	-	-	-	+17.24%	+1.79%	+4.13%	+9.68%	+11.26%
Sharpe ratio	1.25	2.76	2.66	1.07	-0.11	0.01	0.29	0.44
Volatility	13.53%	12.64%	12.61%	12.50%	19.75%	18.96%	20.04%	16.94%
Worst month	-	-5.81%	1.92%	-5.81%	-11.46%	-11.46%	-11.46%	-11.46%
Best month	-	7.75%	4.17%	7.75%	12.06%	12.06%	12.06%	12.06%
Maximum loss	-1.81%	-7.93%	-2.76%	-13.73%	-28.55%	-37.73%	-37.73%	-

Distribution permission

Austria, Germany, Switzerland

1 Important note on update status: The displayed date refers exclusively to the calculation of the NAV.
2 The Mountain-View Data Fund Rating calculates a computative ranking for funds using yield, volatility and trend data. For more information visit MVD Funds Rating

DISCLAIMER: The information on this page are for informational purposes only and should neither an offer to sell nor a solicitation for the purchase of the security or recommendation in favor of the security to be understood. baha GmbH assumes no liability despite thorough searches for the accuracy of the data.
Funds data from: www.mountain-view.com. Fact Sheet created by: www.baha.com

Seilern World Growth EUR HR / IE0031724234 / A1C63X / Seilern IM (IE)

3 Displays the Ethical-Dynamical Ratio calculated according to standard criteria. The maximum value is 100. For more information visit EDA

Assessment Structure

Assets

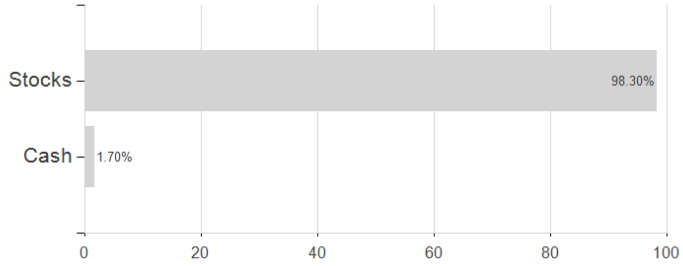

Largest positions

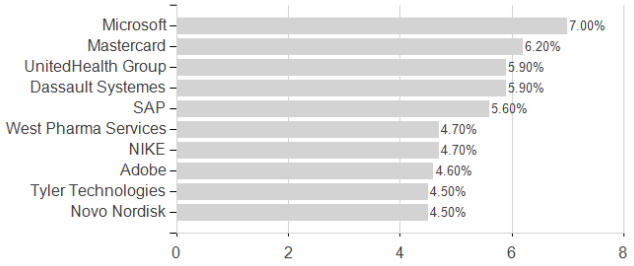

Countries

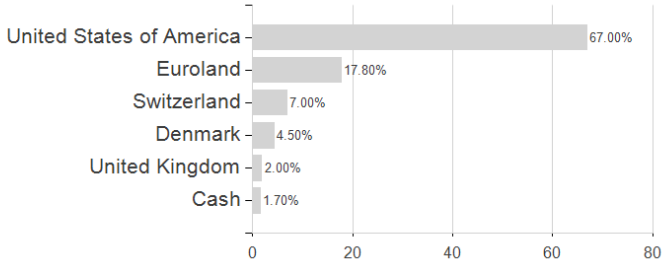

Branches

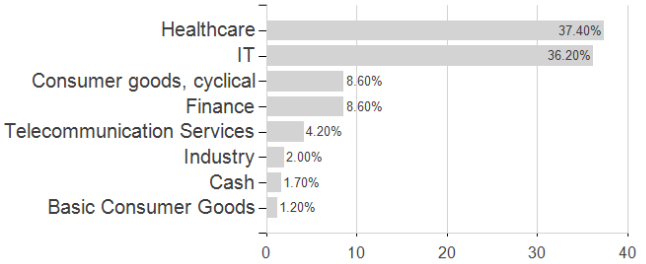

DISCLAIMER: The information on this page are for informational purposes only and should neither an offer to sell nor a solicitation for the purchase of the security or recommendation in favor of the security to be understood. baha GmbH assumes no liability despite thorough searches for the accuracy of the data.
Funds data from: www.mountain-view.com. Fact Sheet created by: www.baha.com