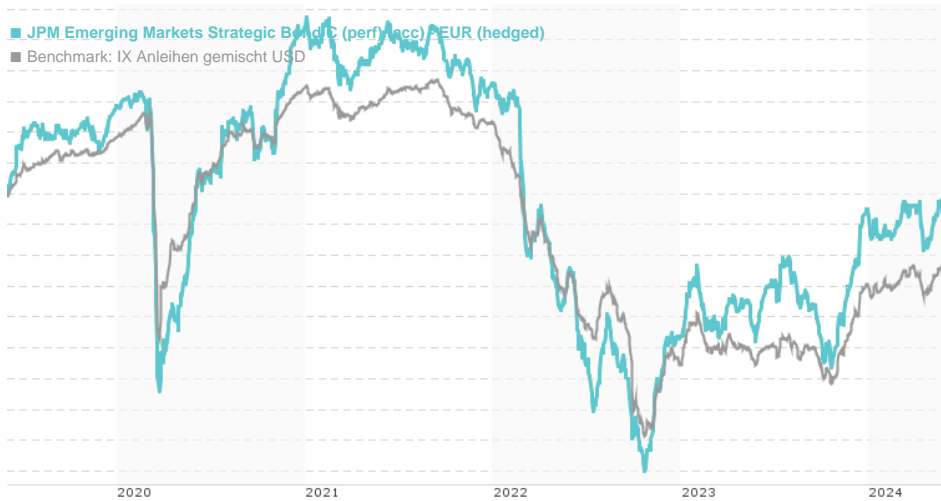


## JPM Emerging Markets Strategic Bond C (perf) (acc) - EUR (hedged) / LU1049748566 / A110TS / JPMorgan AM (EU)

Last 05/30/2024 <sup>1</sup>	Region	Branch	Type of yield	Type
74.06 EUR	Emerging Markets	Bonds: Mixed	reinvestment	Fixed-Income Fund



## Risk key figures

SRI 1 2 3 4 5 6 7

Mountain-View Funds Rating<sup>2</sup>EDA<sup>3</sup> 76

## Yearly Performance

2023	+9.11%
2022	-15.33%
2021	-3.35%
2020	+4.90%
2019	+10.38%

Master data		Conditions		Other figures	
Fund type	Single fund	Issue surcharge	0.00%	Minimum investment	USD 10,000,000.00
Category	Bonds	Planned administr. fee	0.00%	Savings plan	-
Sub category	Bonds: Mixed	Deposit fees	0.00%	UCITS / OGAW	Yes
Fund domicile	Luxembourg	Redemption charge	0.00%	Performance fee	10.00%
Tranch volume	(05/30/2024) USD 37.20 mill.	Ongoing charges	-	Redeployment fee	0.00%
Total volume	(05/30/2024) USD 585.63 mill.	Dividends		Investment company	
Launch date	4/1/2014	JPMorgan AM (EU)			
KESr report funds	Yes	PO Box 275, 2012, Luxembourg			
Business year start	01.07.	Luxembourg			
Sustainability type	-	https://www.jpmorganassetmanagement.de			
Fund manager	Pierre-Yves Bareau, Joanne Baxter				

Performance	1M	6M	YTD	1Y	2Y	3Y	5Y	Since start
Performance	+1.23%	+3.64%	-0.75%	+7.52%	+3.21%	-10.66%	-1.52%	+2.21%
Performance p.a.	-	-	-	+7.50%	+1.59%	-3.69%	-0.30%	+0.22%
Sharpe ratio	2.68	0.65	-1.08	0.64	-0.33	-1.13	-0.58	-0.62
Volatility	4.57%	5.68%	5.21%	5.83%	6.73%	6.62%	7.00%	5.75%
Worst month	-	-2.17%	-2.17%	-2.88%	-6.44%	-6.44%	-13.03%	-13.03%
Best month	-	5.18%	4.42%	5.18%	7.13%	7.13%	7.13%	7.13%
Maximum loss	-1.35%	-3.17%	-3.17%	-7.52%	-13.91%	-26.28%	-26.44%	-

## Distribution permission

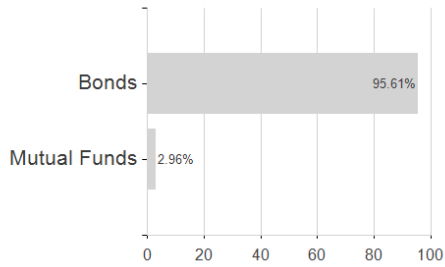
Austria, Germany, Switzerland, United Kingdom, Luxembourg

<sup>1</sup> Important note on update status: The displayed date refers exclusively to the calculation of the NAV.<sup>2</sup> The Mountain-View Data Fund Rating calculates a comparative ranking for funds using yield, volatility and trend data. For more information visit [MVD Funds Rating](#)<sup>3</sup> Displays the Ethical-Dynamical Ratio calculated according to standard criteria. The maximum value is 100. For more information visit [EDA](#)

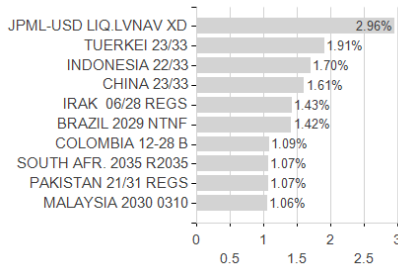
**JPM Emerging Markets Strategic Bond C (perf) (acc) - EUR (hedged) / LU1049748566 / A110TS / JPMorgan AM (EU)**

Assessment Structure

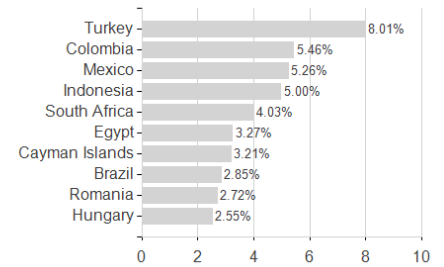
Assets



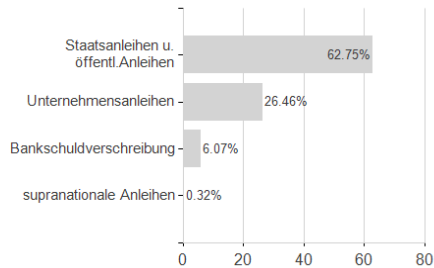
Largest positions



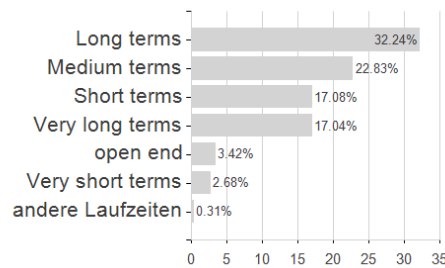
Countries



Issuer



Duration



Currencies

