

JPM US Growth I (dist) - USD / LU0973528879 / A1W5WC / JPMorgan AM (EU)

Last 05/16/2024 ¹	Country	Branch	Type of yield	Type
531.90 USD	United States of America	Mixed Sectors	paying dividend	Equity Fund



Risk key figures

SRI 1 2 3 4 5 6 7

Mountain-View Funds Rating² EDA³

73

Yearly Performance

2023	+36.14%
2022	-26.10%
2021	+19.25%
2020	+55.75%
2019	+38.68%

Master data		Conditions		Other figures	
Fund type	Single fund	Issue surcharge	0.00%	Minimum investment	USD 10,000,000.00
Category	Equity	Planned administr. fee	0.00%	Savings plan	-
Sub category	Mixed Sectors	Deposit fees	0.00%	UCITS / OGAW	Yes
Fund domicile	Luxembourg	Redemption charge	0.00%	Performance fee	0.00%
Tranch volume	(05/16/2024) USD 1.19 mill.	Ongoing charges	-	Redeployment fee	0.00%
Total volume	(05/16/2024) USD 3,740.15 mill.	Dividends		Investment company	
Launch date	10/10/2013	13.09.2023	0.40 USD	JPMorgan AM (EU) PO Box 275, 2012, Luxembourg Luxembourg https://www.jpmorganassetmanagement.de	
KESt report funds	No	14.09.2022	0.01 USD		
Business year start	01.07.	09.09.2021	0.01 USD		
Sustainability type	-	10.09.2020	0.01 USD		
Fund manager	Giri Devulapally, Joseph Wilson	05.09.2019	0.01 USD		

Performance	1M	6M	YTD	1Y	2Y	3Y	5Y	Since start
Performance	+3.82%	+23.58%	+16.71%	+42.45%	+52.79%	+37.16%	+144.49%	+442.89%
Performance p.a.	-	-	-	+42.31%	+23.57%	+11.11%	+19.55%	+17.29%
Sharpe ratio	2.17	2.92	2.54	2.31	1.01	0.36	0.70	0.70
Volatility	24.85%	16.95%	18.93%	16.75%	19.55%	20.19%	22.45%	19.23%
Worst month	-	-3.24%	-3.24%	-5.18%	-8.79%	-11.59%	-11.59%	-11.59%
Best month	-	12.10%	7.39%	12.10%	12.10%	12.10%	18.69%	18.69%
Maximum loss	-4.40%	-7.73%	-7.73%	-11.17%	-16.40%	-31.63%	-32.39%	-

Distribution permission

Austria, Germany, Switzerland, United Kingdom, Luxembourg

¹ Important note on update status: The displayed date refers exclusively to the calculation of the NAV.

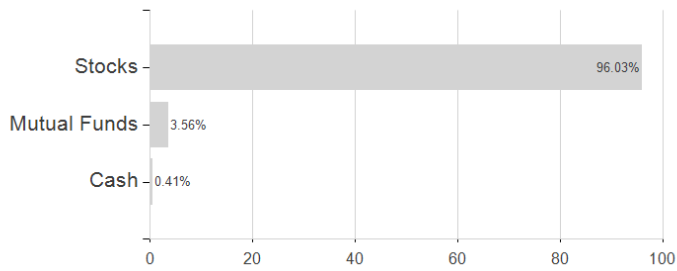
² The Mountain-View Data Fund Rating calculates a comparative ranking for funds using yield, volatility and trend data. For more information visit [MVD Funds Rating](#)

³ Displays the Ethical-Dynamical Ratio calculated according to standard criteria. The maximum value is 100. For more information visit [EDA](#)

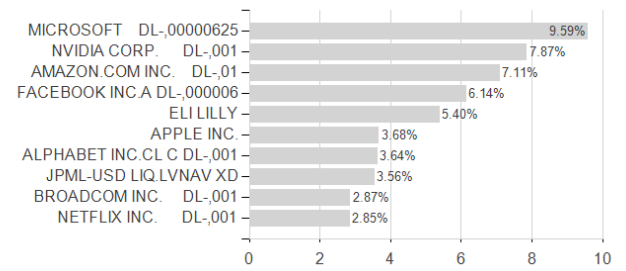
JPM US Growth I (dist) - USD / LU0973528879 / A1W5WC / JPMorgan AM (EU)

Assessment Structure

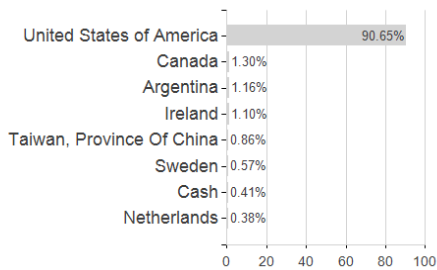
Assets



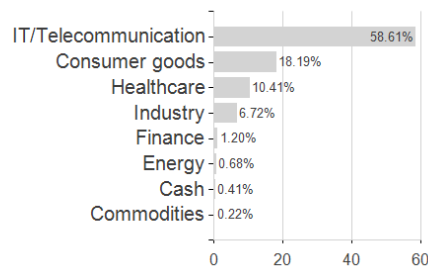
Largest positions



Countries



Branches



Currencies

