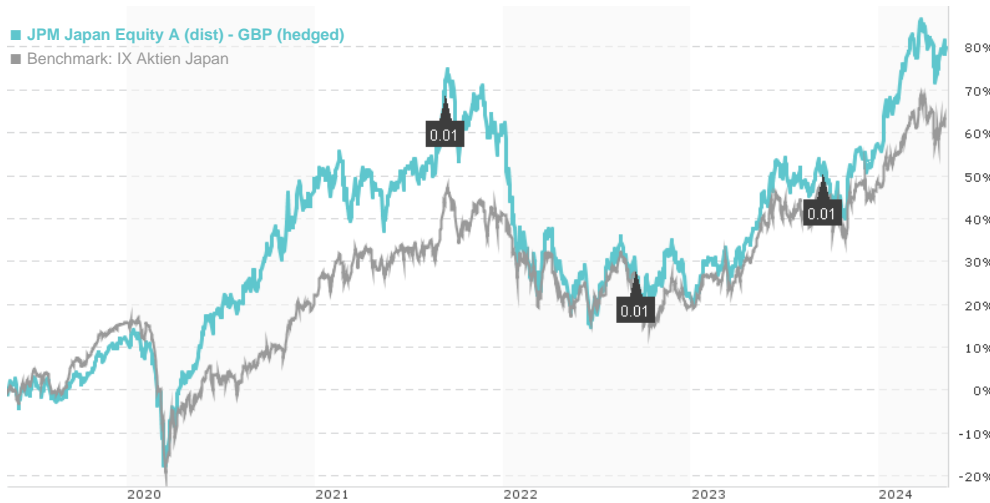


JPM Japan Equity A (dist) - GBP (hedged) / LU0927678689 / A1T93L / JPMorgan AM (EU)

Last 05/10/2024 ¹	Country	Branch	Type of yield	Type
162.69 GBP	Japan	Mixed Sectors	paying dividend	Equity Fund

■ JPM Japan Equity A (dist) - GBP (hedged)
■ Benchmark: IX Aktien Japan



Risk key figures

SRI 1 2 3 4 5 6 7

Mountain-View Funds Rating²EDA³

▲ ▲ ▲ ▲ ▲ ▲

77

Yearly Performance

2023	+29.46%
2022	-24.02%
2021	+7.52%
2020	+33.27%
2019	+26.81%

Master data		Conditions		Other figures	
Fund type	Single fund	Issue surcharge	5.00%	Minimum investment	USD 35,000.00
Category	Equity	Planned administr. fee	0.00%	Savings plan	-
Sub category	Mixed Sectors	Deposit fees	0.00%	UCITS / OGAW	Yes
Fund domicile	Luxembourg	Redemption charge	0.50%	Performance fee	0.00%
Tranch volume	(05/10/2024) JPY 0.630 mill.	Ongoing charges	-	Redeployment fee	0.00%
Total volume	(05/10/2024) JPY 344,067.76 mill.	Dividends		Investment company	
Launch date	12/6/2013	13.09.2023	0.01 GBP	JPMorgan AM (EU) PO Box 275, 2012, Luxembourg Luxembourg https://www.jpmorganassetmanagement.de	
KESt report funds	No	14.09.2022	0.01 GBP		
Business year start	01.07.	09.09.2021	0.01 GBP		
Sustainability type	-	10.09.2020	0.01 GBP		
Fund manager	Weindling, Urabe, Mizusawa	05.09.2019	0.01 GBP		

Performance	1M	6M	YTD	1Y	2Y	3Y	5Y	Since start
Performance	-0.86%	+19.02%	+14.12%	+30.08%	+49.87%	+22.66%	+78.97%	+174.46%
Performance p.a.	-	-	-	+29.98%	+22.39%	+7.04%	+12.33%	+10.16%
Sharpe ratio	-0.72	2.43	2.59	1.66	1.06	0.17	0.43	0.32
Volatility	19.21%	15.76%	16.33%	15.78%	17.50%	19.52%	20.06%	19.94%
Worst month	-	-2.75%	-2.75%	-3.20%	-7.38%	-16.80%	-16.80%	-16.80%
Best month	-	7.81%	6.75%	7.81%	8.66%	8.66%	12.16%	12.16%
Maximum loss	-5.59%	-7.94%	-7.94%	-9.25%	-11.95%	-34.42%	-34.42%	-

Distribution permission

Austria, Germany, Switzerland, United Kingdom, Luxembourg

¹ Important note on update status: The displayed date refers exclusively to the calculation of the NAV.

² The Mountain-View Data Fund Rating calculates a comparative ranking for funds using yield, volatility and trend data. For more information visit [MVD Funds Rating](#)

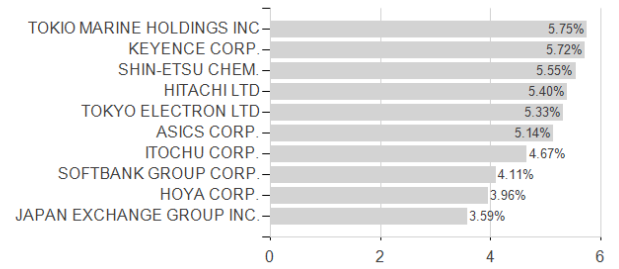
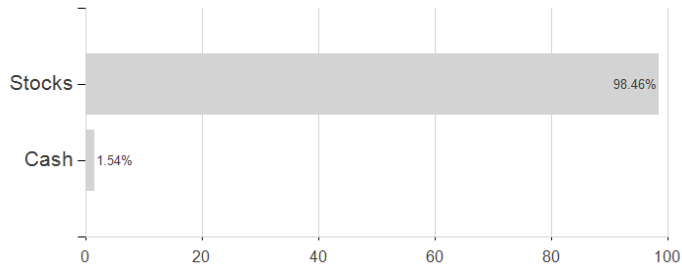
³ Displays the Ethical-Dynamical Ratio calculated according to standard criteria. The maximum value is 100. For more information visit [EDA](#)

JPM Japan Equity A (dist) - GBP (hedged) / LU0927678689 / A1T93L / JPMorgan AM (EU)

Assessment Structure

Assets

Largest positions



Countries

Branches

Currencies

