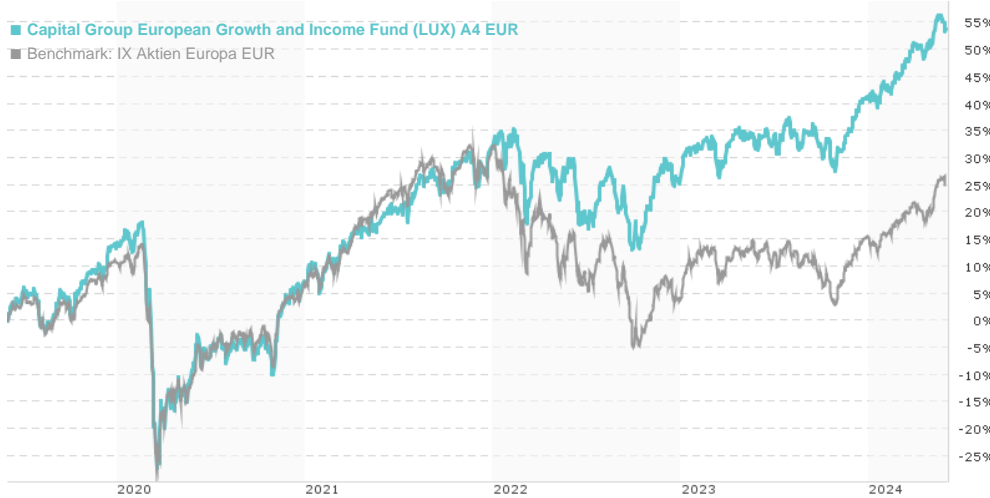


## Capital Group European Growth and Income Fund (LUX) A4 EUR / LU0342012266 / A0NB8C / Capital Int. M. Co.

Last 05/30/2024 <sup>1</sup>	Region	Branch	Type of yield	Type
46.91 EUR	Europe	Mixed Sectors	reinvestment	Equity Fund

■ Capital Group European Growth and Income Fund (LUX) A4 EUR  
■ Benchmark: IX Aktien Europa EUR



## Risk key figures

SRI 1 2 3 4 5 6 7

Mountain-View Funds Rating<sup>2</sup> EDA<sup>3</sup>

50

## Yearly Performance

2023	+12.68%
2022	-4.83%
2021	+23.13%
2020	-5.61%
2019	+26.67%

Master data		Conditions		Other figures	
Fund type	Single fund	Issue surcharge	0.00%	Minimum investment	USD 10,000,000.00
Category	Equity	Planned administr. fee	0.00%	Savings plan	-
Sub category	Mixed Sectors	Deposit fees	0.05%	UCITS / OGAW	Yes
Fund domicile	Luxembourg	Redemption charge	0.00%	Performance fee	0.00%
Tranch volume	(05/30/2024) EUR 2.62 mill.	Ongoing charges	-	Redeployment fee	0.00%
Total volume	(05/30/2024) EUR 160.02 mill.	Dividends		Investment company	
Launch date	1/14/2014	Capital Int. M. Co.			
KESr report funds	No	37A, Avenue J-F Kennedy, 1855, Luxembourg			
Business year start	01.01.	Luxembourg			
Sustainability type	-	<a href="https://www.capitalgroup.com">https://www.capitalgroup.com</a>			
Fund manager	Alfonso Barroso, Nicholas J. Grace, Caroline Randall				

Performance	1M	6M	YTD	1Y	2Y	3Y	5Y	Since start
Performance	+2.29%	+13.31%	+8.84%	+16.20%	+18.40%	+28.91%	+53.90%	+102.90%
Performance p.a.	-	-	-	+16.15%	+8.80%	+8.84%	+9.00%	+7.05%
Sharpe ratio	3.28	3.44	2.61	1.38	0.44	0.40	0.31	0.21
Volatility	8.51%	7.23%	7.39%	8.99%	11.46%	12.52%	16.58%	15.37%
Worst month	-	-0.67%	-0.67%	-2.62%	-8.56%	-8.56%	-18.32%	-18.32%
Best month	-	4.89%	4.67%	4.89%	7.30%	7.30%	14.15%	14.15%
Maximum loss	-1.97%	-2.07%	-2.07%	-7.17%	-12.97%	-16.51%	-38.61%	-

## Distribution permission

Austria, Germany, Switzerland, United Kingdom, Luxembourg

<sup>1</sup> Important note on update status: The displayed date refers exclusively to the calculation of the NAV.

<sup>2</sup> The Mountain-View Data Fund Rating calculates a comparative ranking for funds using yield, volatility and trend data. For more information visit [MVD Funds Rating](#)

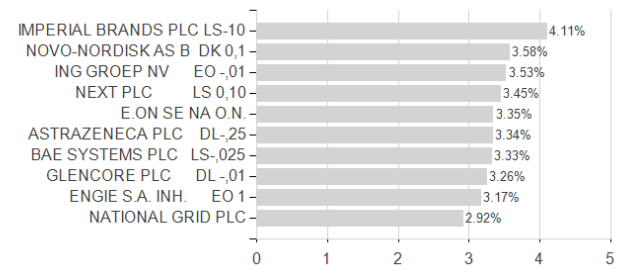
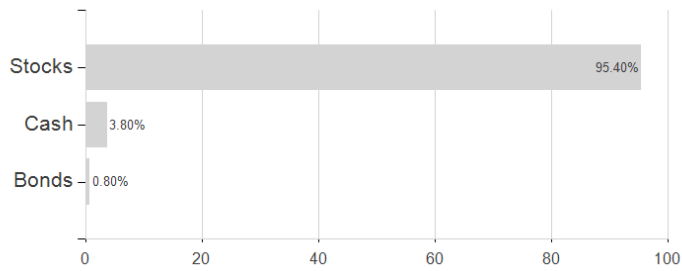
<sup>3</sup> Displays the Ethical-Dynamical Ratio calculated according to standard criteria. The maximum value is 100. For more information visit [EDA](#)

**Capital Group European Growth and Income Fund (LUX) A4 EUR / LU0342012266 / A0NB8C / Capital Int. M. Co.**

**Assessment Structure**

**Assets**

**Largest positions**



**Countries**

**Branches**

**Currencies**

