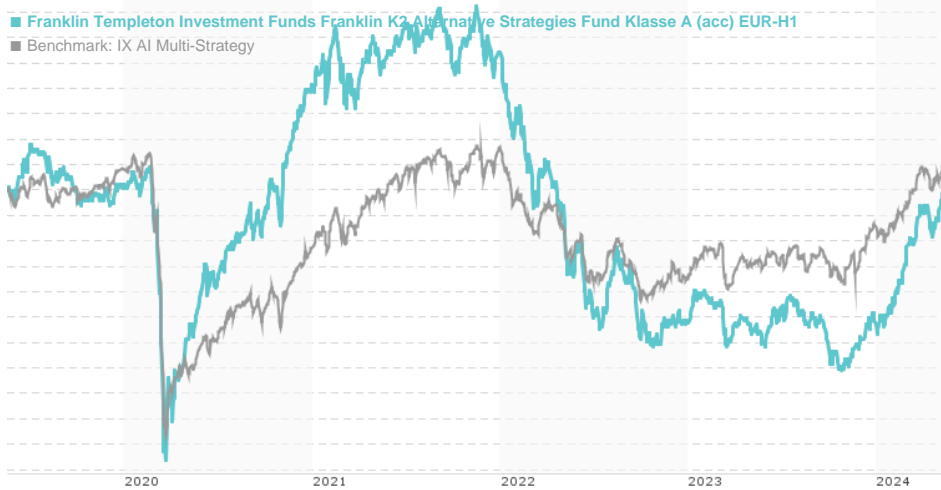


Franklin Templeton Investment Funds Franklin K2 Alternative Strategies Fund Klasse A (acc) EUR-H1 /

Last 05/16/2024 ¹	Region	Branch	Type of yield	Type
10.48 EUR	Worldwide	AI Hedgefonds Multi Strategies	reinvestment	Alternative Investm.



Risk key figures

SRI 1 2 3 4 5 6 7

Mountain-View Funds Rating² EDA³

-

Yearly Performance

2023	+0.10%
2022	-10.05%
2021	+1.19%
2020	+4.10%
2019	+3.15%

Master data		Conditions		Other figures	
Fund type	Single fund	Issue surcharge	5.75%	Minimum investment	USD 1,000.00
Category	Alternative Investments	Planned administr. fee	0.00%	Savings plan	-
Sub category	AI Hedgefonds Multi Strategies	Deposit fees	0.14%	UCITS / OGAW	Yes
Fund domicile	Luxembourg	Redemption charge	0.00%	Performance fee	0.00%
Tranch volume	(04/30/2024) USD 78.52 mill.	Ongoing charges	-	Redeployment fee	0.00%
Total volume	(04/30/2024) USD 646.13 mill.	Dividends		Investment company	
Launch date	10/15/2014	Franklin Templeton			
KESr report funds	Yes	Schottenring 16, 2.OG, 1010, Wien			
Business year start	01.07.	Austria			
Sustainability type	-	https://www.franklintempleton.at			
Fund manager	Brooks Ritchey, Robert Christian, Anthony M Zanolla				

Performance	1M	6M	YTD	1Y	2Y	3Y	5Y	Since start
Performance	+1.55%	+7.05%	+5.43%	+6.07%	+3.15%	-4.64%	-0.38%	+7.27%
Performance p.a.	-	-	-	+6.06%	+1.56%	-1.57%	-0.08%	+0.73%
Sharpe ratio	5.61	3.66	3.75	0.79	-0.70	-1.51	-0.89	-0.76
Volatility	2.99%	2.98%	3.08%	2.85%	3.23%	3.58%	4.38%	4.07%
Worst month	-	-0.38%	-0.38%	-1.01%	-2.74%	-2.74%	-6.60%	-6.60%
Best month	-	2.21%	2.21%	2.21%	2.21%	2.21%	3.87%	3.87%
Maximum loss	-0.39%	-1.25%	-1.25%	-3.09%	-5.26%	-13.36%	-13.36%	-

Distribution permission

Austria, Germany, Switzerland, Luxembourg

1 Important note on update status: The displayed date refers exclusively to the calculation of the NAV.

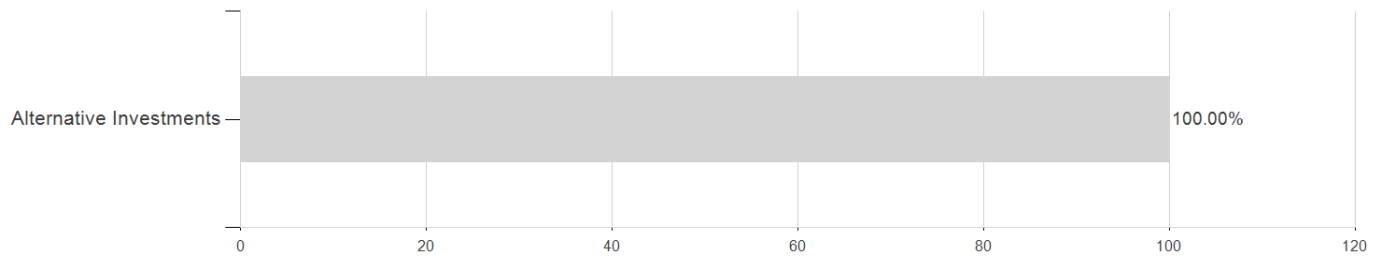
2 The Mountain-View Data Fund Rating calculates a comparative ranking for funds using yield, volatility and trend data. For more information visit [MVD Funds Rating](#)

3 Displays the Ethical-Dynamical Ratio calculated according to standard criteria. The maximum value is 100. For more information visit [EDA](#)

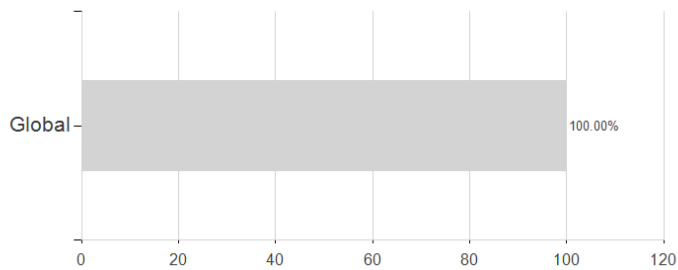
Franklin Templeton Investment Funds Franklin K2 Alternative Strategies Fund Klasse A (acc) EUR-H1 /

Assessment Structure

Assets



Countries



Largest positions

