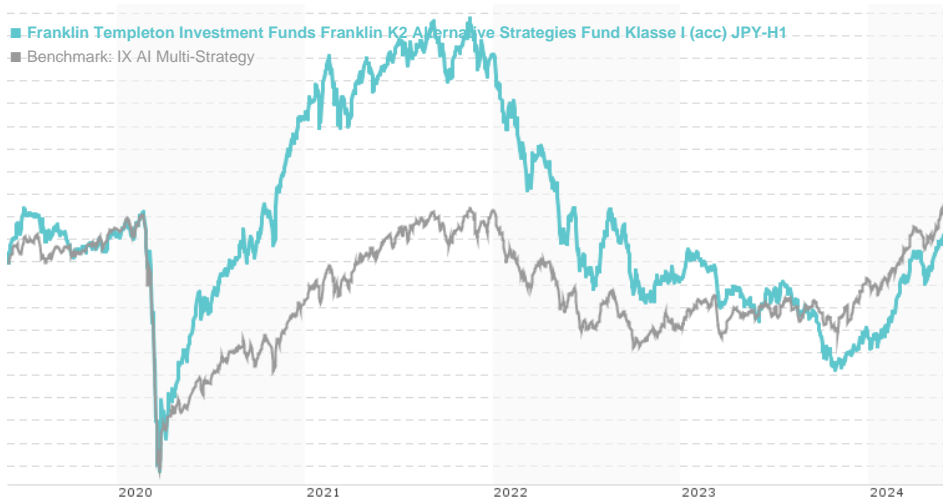


Franklin Templeton Investment Funds Franklin K2 Alternative Strategies Fund Klasse I (acc) JPY-H1 / LU1093757216

Last 05/30/2024 ¹	Region	Branch	Type of yield	Type
1101.49 JPY	Worldwide	AI Hedgefonds Multi Strategies	reinvestment	Alternative Investm.



Risk key figures

SRI 1 2 3 4 5 6 7

Mountain-View Funds Rating² EDA³

-

Yearly Performance

2023	-2.55%
2022	-9.08%
2021	+2.38%
2020	+5.46%
2019	+4.28%

Master data		Conditions		Other figures	
Fund type	Single fund	Issue surcharge	0.00%	Minimum investment	USD 5,000,000.00
Category	Alternative Investments	Planned administr. fee	0.00%	Savings plan	-
Sub category	AI Hedgefonds Multi Strategies	Deposit fees	0.14%	UCITS / OGAW	Yes
Fund domicile	Luxembourg	Redemption charge	0.00%	Performance fee	0.00%
Tranch volume	(04/30/2024) USD 4.28 mill.	Ongoing charges	-	Redeployment fee	0.00%
Total volume	(04/30/2024) USD 646.13 mill.	Dividends		Investment company	
Launch date	10/15/2014	Franklin Templeton			
KESr report funds	No	Schottenring 16, 2.OG, 1010, Wien			
Business year start	01.07.	Austria			
Sustainability type	-	https://www.franklintempleton.at			
Fund manager	Brooks Ritchey, Robert Christian, Anthony M Zanolla				

Performance	1M	6M	YTD	1Y	2Y	3Y	5Y	Since start
Performance	+1.15%	+4.97%	+4.28%	+3.32%	-1.26%	-7.10%	+0.56%	+12.66%
Performance p.a.	-	-	-	+3.31%	-0.63%	-2.43%	+0.11%	+1.25%
Sharpe ratio	4.42	2.12	2.30	-0.17	-1.40	-1.76	-0.85	-0.63
Volatility	2.52%	3.06%	3.05%	2.86%	3.17%	3.54%	4.35%	4.03%
Worst month	-	-0.63%	-0.63%	-1.22%	-2.54%	-2.54%	-6.48%	-6.48%
Best month	-	1.97%	1.97%	1.97%	1.97%	1.97%	3.94%	3.94%
Maximum loss	-0.34%	-1.44%	-1.44%	-3.92%	-6.98%	-14.05%	-14.05%	-

Distribution permission

Austria, Germany, Switzerland, Luxembourg

¹ Important note on update status: The displayed date refers exclusively to the calculation of the NAV.

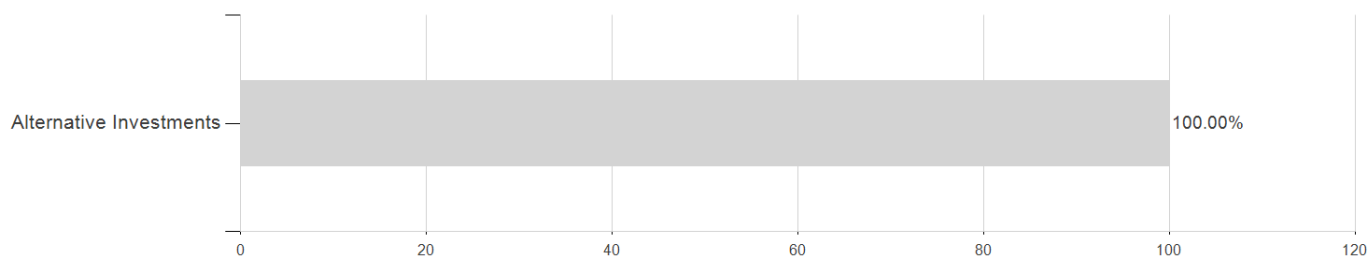
² The Mountain-View Data Fund Rating calculates a comparative ranking for funds using yield, volatility and trend data. For more information visit [MVD Funds Rating](#)

³ Displays the Ethical-Dynamical Ratio calculated according to standard criteria. The maximum value is 100. For more information visit [EDA](#)

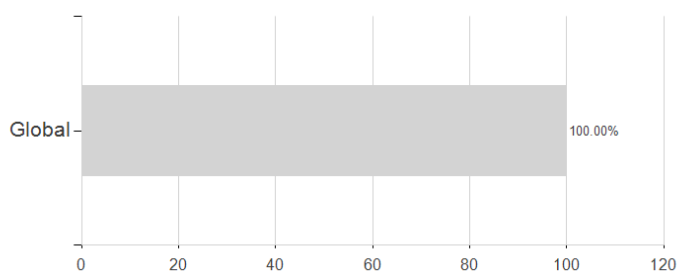
Franklin Templeton Investment Funds Franklin K2 Alternative Strategies Fund Klasse I (acc) JPY-H1 / LU1093757216

Assessment Structure

Assets



Countries



Largest positions

