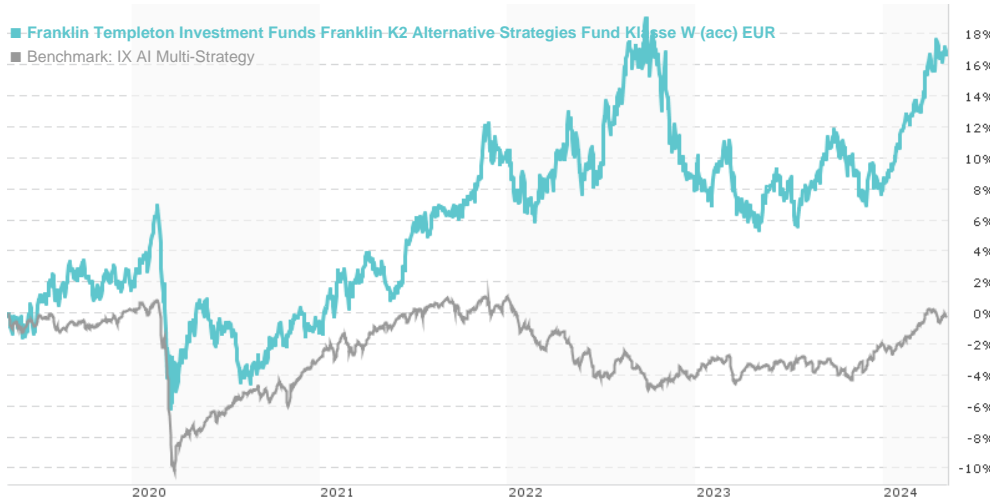


Franklin Templeton Investment Funds Franklin K2 Alternative Strategies Fund Klasse W (acc) EUR / LU1093757646 /

| Last 05/02/2024 ¹ | Region | Branch | Type of yield | Type |
|------------------------------|-----------|--------------------------------|---------------|----------------------|
| 15.88 EUR | Worldwide | AI Hedgefonds Multi Strategies | reinvestment | Alternative Investm. |



Risk key figures

SRI 1 2 3 4 5 6 7

Mountain-View Funds Rating² EDA³

- -

Yearly Performance

| | |
|------|---------|
| 2023 | - |
| 2022 | -1.67% |
| 2021 | +10.34% |
| 2020 | -1.96% |
| 2019 | +9.52% |

| Master data | | Conditions | | Other figures | |
|---------------------|---|-----------------------------------|-------|--------------------|--------------|
| Fund type | Single fund | Issue surcharge | 0.00% | Minimum investment | EUR 1,000.00 |
| Category | Alternative Investments | Planned administr. fee | 0.00% | Savings plan | - |
| Sub category | AI Hedgefonds Multi Strategies | Deposit fees | 0.14% | UCITS / OGAW | Yes |
| Fund domicile | Luxembourg | Redemption charge | 0.00% | Performance fee | 0.00% |
| Tranch volume | (02/29/2024) USD 6.37 mill. | Ongoing charges | - | Redeployment fee | 0.00% |
| Total volume | (02/29/2024) USD 648.62 mill. | Dividends | | Investment company | |
| Launch date | 10/15/2014 | Franklin Templeton | | | |
| KESr report funds | Yes | Schottenring 16, 2.OG, 1010, Wien | | | |
| Business year start | 01.07. | Austria | | | |
| Sustainability type | - | https://www.franklintempleton.at | | | |
| Fund manager | Brooks Ritchey, Robert Christian, Anthony M Zanolla | | | | |

| Performance | 1M | 6M | YTD | 1Y | 2Y | 3Y | 5Y | Since start |
|------------------|--------|--------|--------|---------|---------|---------|---------|-------------|
| Performance | +0.38% | +6.22% | +8.10% | +10.28% | +3.66% | +13.35% | +16.51% | +60.73% |
| Performance p.a. | - | - | - | +10.25% | +1.81% | +4.26% | +3.10% | +5.09% |
| Sharpe ratio | 0.14 | 1.61 | 4.49 | 1.10 | -0.26 | 0.06 | -0.09 | 0.15 |
| Volatility | 6.38% | 5.68% | 5.04% | 5.89% | 7.76% | 7.42% | 7.63% | 8.62% |
| Worst month | - | -1.74% | -0.38% | -1.74% | -4.07% | -4.07% | -6.12% | -6.12% |
| Best month | - | 2.59% | 2.59% | 2.59% | 4.19% | 4.19% | 4.19% | 7.51% |
| Maximum loss | -1.25% | -2.68% | -1.25% | -4.40% | -11.48% | -11.48% | -12.23% | - |

Distribution permission

Austria, Germany, Switzerland, Luxembourg

¹ Important note on update status: The displayed date refers exclusively to the calculation of the NAV.

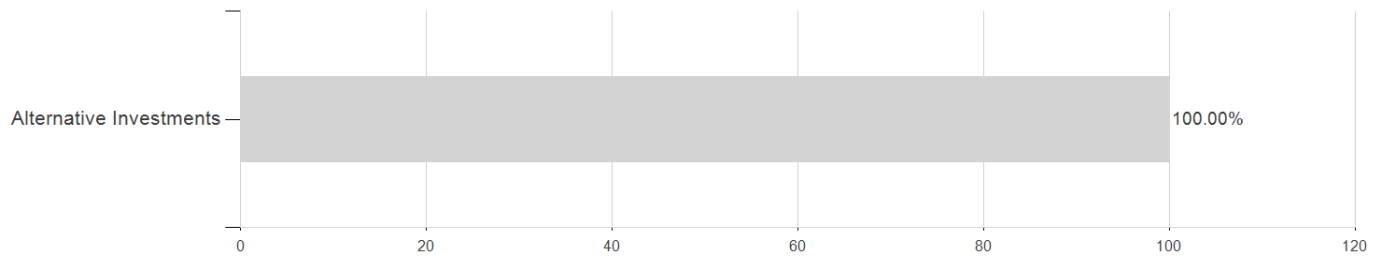
² The Mountain-View Data Fund Rating calculates a comparative ranking for funds using yield, volatility and trend data. For more information visit [MVD Funds Rating](#)

³ Displays the Ethical-Dynamical Ratio calculated according to standard criteria. The maximum value is 100. For more information visit [EDA](#)

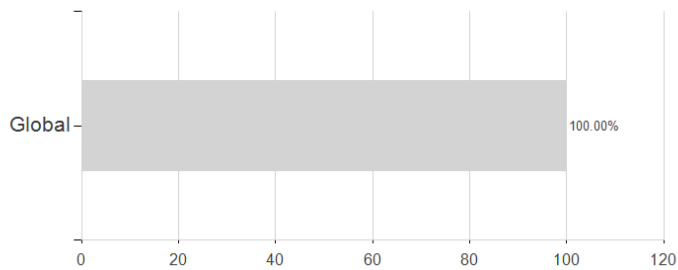
Franklin Templeton Investment Funds Franklin K2 Alternative Strategies Fund Klasse W (acc) EUR / LU1093757646 /

Assessment Structure

Assets



Countries



Largest positions

