

## Xtrackers MSCI World UCITS ETF 1C / IE00BJ0KDQ92 / A1XB5U / DWS Investment SA

Last 05/20/2024 <sup>1</sup>	Region	Branch	Type of yield	Type
109.57 USD	Worldwide	ETF Stocks	reinvestment	Alternative Investm.



### Risk key figures

SRI 1 2 3 4 5 6 7

Mountain-View Funds Rating<sup>2</sup> EDA<sup>3</sup>

66

### Yearly Performance

2023	+23.91%
2022	-18.09%
2021	+21.87%
2020	+15.99%
2019	+28.63%

Master data		Conditions		Other figures	
Fund type	Single fund	Issue surcharge	0.00%	Minimum investment	UNT 1
Category	Equity	Planned administr. fee	0.00%	Savings plan	Yes
Sub category	ETF Stocks	Deposit fees	0.00%	UCITS / OGAW	Yes
Fund domicile	Ireland	Redemption charge	0.00%	Performance fee	0.00%
Tranch volume	(05/20/2024) USD 11,968.80 mill.	Ongoing charges	-	Redeployment fee	0.00%
Total volume	(03/29/2024) USD 13,483.13 mill.	Dividends		Investment company	
Launch date	7/22/2014			DWS Investment SA	
KESt report funds	Yes			Mainzer Landstraße 11-17, 60329, Frankfurt am Main	
Business year start	01.01.			Germany	
Sustainability type	-			https://www.dws.de	
Fund manager	-				

Performance	1M	6M	YTD	1Y	2Y	3Y	5Y	Since start
Performance	+6.21%	+16.73%	+10.51%	+24.15%	+35.44%	+24.12%	+79.46%	+137.16%
Performance p.a.	-	-	-	+24.22%	+16.35%	+7.46%	+12.39%	+9.18%
Sharpe ratio	11.91	3.62	2.72	2.00	0.86	0.25	0.48	0.36
Volatility	9.71%	9.06%	9.60%	10.22%	14.66%	14.81%	17.83%	14.91%
Worst month	-	-3.68%	-3.68%	-4.32%	-9.29%	-9.29%	-13.21%	-13.21%
Best month	-	9.41%	5.39%	9.41%	9.41%	9.41%	12.80%	12.80%
Maximum loss	-1.56%	-5.20%	-5.20%	-10.52%	-16.51%	-26.09%	-34.01%	-

### Distribution permission

Austria, Germany, Switzerland

<sup>1</sup> Important note on update status: The displayed date refers exclusively to the calculation of the NAV.

DISCLAIMER: The information on this page are for informational purposes only and should neither an offer to sell nor a solicitation for the purchase of the security or recommendation in favor of the security to be understood. baha GmbH assumes no liability despite thorough searches for the accuracy of the data.  
Funds data from: www.mountain-view.com. Fact Sheet created by: www.baha.com

## Xtrackers MSCI World UCITS ETF 1C / IE00BJ0KDDQ92 / A1XB5U / DWS Investment SA

2 The Mountain-View Data Fund Rating calculates a comparative ranking for funds using yield, volatility and trend data. For more information visit [MVD Funds Rating](#)

### Investment strategy

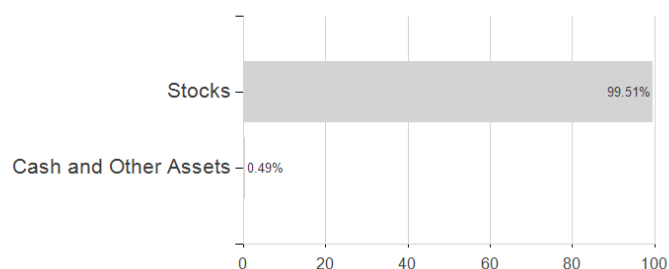
To achieve the aim, the fund will attempt to replicate the index, before fees and expenses, by buying a portfolio of securities that may comprise the constituents of the index or other unrelated investments as determined by DWS entities. The fund may employ techniques and instruments in order to manage risk, reduce costs and improve results. These techniques and instruments may include the use of derivatives. The fund may also engage in secured lending of its investments to certain eligible third parties to generate additional income to offset the costs of the fund.

### Investment goal

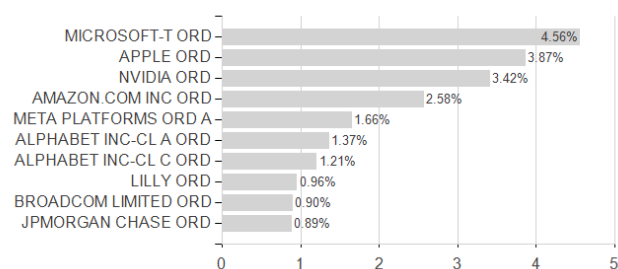
The aim is for your investment to track the performance, before fees and expenses, of the MSCI Total Return Net World index (index) which is designed to reflect the performance of the shares of certain companies of various developed countries.

### Assessment Structure

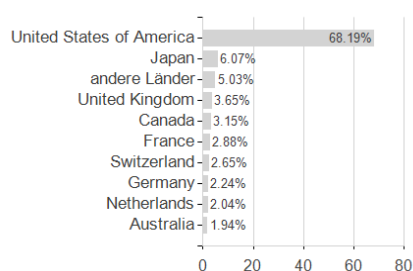
#### Assets



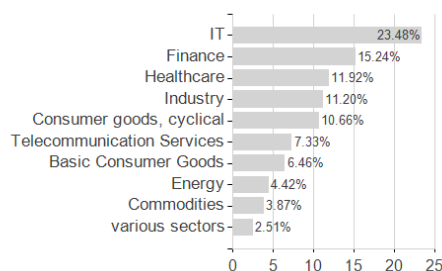
#### Largest positions



#### Countries



#### Branches



#### Currencies

