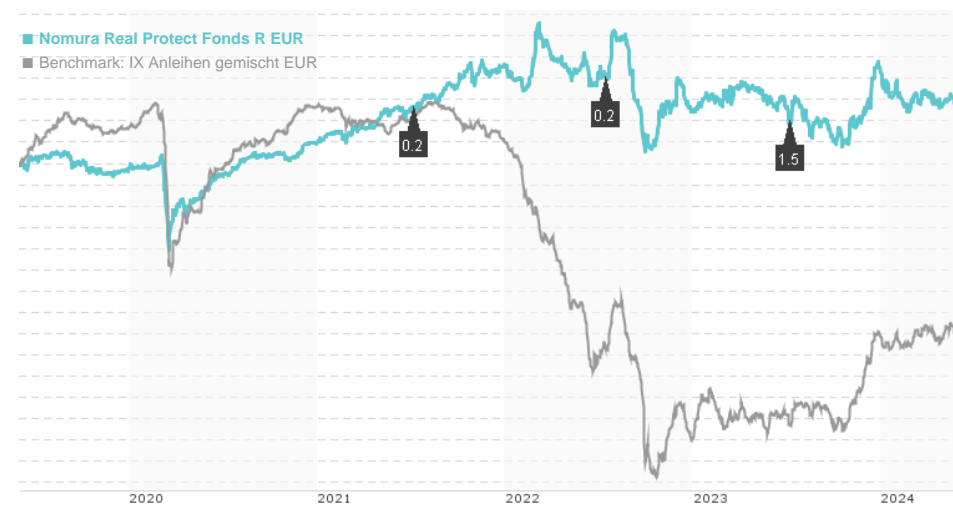


## Nomura Real Protect Fonds R EUR / DE000A1XDW13 / A1XDW1 / Nomura AM (EU)

| Last 05/29/2024 <sup>1</sup> | Region    | Branch       | Type of yield   | Type              |
|------------------------------|-----------|--------------|-----------------|-------------------|
| 93.26 EUR                    | Worldwide | Bonds: Mixed | paying dividend | Fixed-Income Fund |



### Risk key figures

SRI 1 2 3 4 5 6 7

Mountain-View Funds Rating<sup>2</sup> EDA<sup>3</sup>

57

### Yearly Performance

|      |        |
|------|--------|
| 2023 | +2.06% |
| 2022 | -2.15% |
| 2021 | +3.70% |
| 2020 | +1.29% |
| 2019 | +0.67% |

| Master data         |              | Conditions             |          | Other figures  |       |
|---------------------|--------------|------------------------|----------|--|-------|
| Fund type           | Single fund  | Issue surcharge        | 2.00%    | Minimum investment   | UNT 1 |
| Category            | Bonds        | Planned administr. fee | 0.00%    | Savings plan   | -     |
| Sub category        | Bonds: Mixed | Deposit fees           | 0.10%    | UCITS / OGAW   | Yes   |
| Fund domicile       | Germany      | Redemption charge      | 0.00%    | Performance fee  | 0.00% |
| Tranch volume       | -            | Ongoing charges        | -        | Redeployment fee   | 0.00% |
| Total volume        | -            | Dividends              |          | Investment company   |       |
| Launch date         | 4/30/2015    | 06.07.2023             | 1.50 EUR | Nomura AM (EU)<br>Gräfstraße 109, 60487, Frankfurt am Main<br>Germany<br><a href="https://www.nomura.com">https://www.nomura.com</a> |       |
| KESr report funds   | Yes          | 14.07.2022             | 0.20 EUR |  |       |
| Business year start | 01.04.       | 05.07.2021             | 0.20 EUR |  |       |
| Sustainability type | -            | 21.07.2020             | 0.20 EUR |  |       |
| Fund manager        | Teamansatz   | 22.07.2019             | 0.60 EUR |  |       |

| Performance      | 1M     | 6M     | YTD    | 1Y     | 2Y     | 3Y     | 5Y     | Since start |
|------------------|--------|--------|--------|--------|--------|--------|--------|-------------|
| Performance      | -0.08% | +0.28% | -1.75% | -0.37% | -1.86% | +0.09% | +3.10% | -1.58%      |
| Performance p.a. | -      | -      | -      | -0.37% | -0.94% | +0.03% | +0.61% | -0.18%      |
| Sharpe ratio     | -2.95  | -1.14  | -3.22  | -1.40  | -1.53  | -1.32  | -1.27  | -2.00       |
| Volatility       | 1.59%  | 2.84%  | 2.50%  | 2.98%  | 3.10%  | 2.85%  | 2.50%  | 1.99%       |
| Worst month      | -      | -0.99% | -0.99% | -0.99% | -4.01% | -4.01% | -4.01% | -4.01%      |
| Best month       | -      | 2.16%  | 2.16%  | 2.16%  | 2.16%  | 2.16%  | 2.16%  | 2.16%       |
| Maximum loss     | -0.53% | -2.22% | -1.74% | -2.30% | -5.34% | -5.62% | -5.62% | -           |

### Distribution permission

Austria, Germany

<sup>1</sup> Important note on update status: The displayed date refers exclusively to the calculation of the NAV.

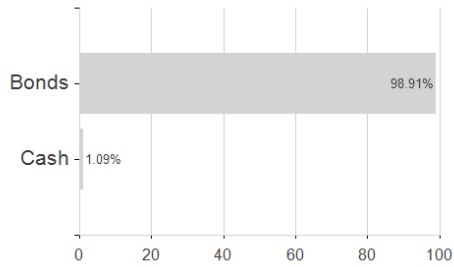
<sup>2</sup> The Mountain-View Data Fund Rating calculates a comparative ranking for funds using yield, volatility and trend data. For more information visit [MVD Funds Rating](#)

<sup>3</sup> Displays the Ethical-Dynamical Ratio calculated according to standard criteria. The maximum value is 100. For more information visit [EDA](#)

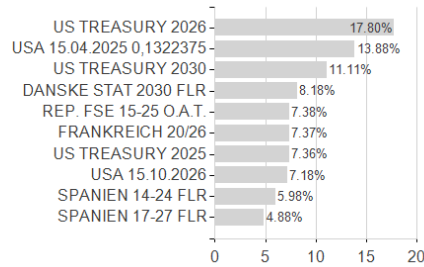
## Nomura Real Protect Fonds R EUR / DE000A1XDW13 / A1XDW1 / Nomura AM (EU)

### Assessment Structure

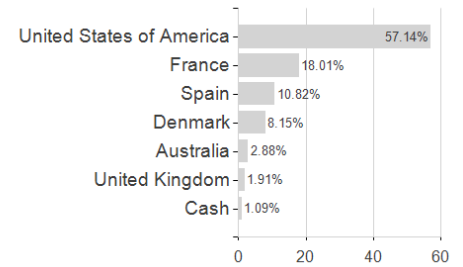
#### Assets



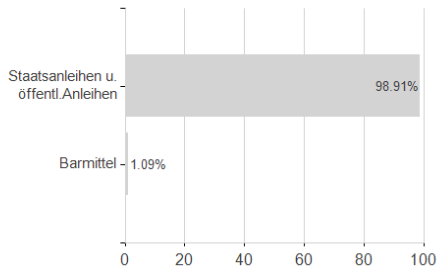
#### Largest positions



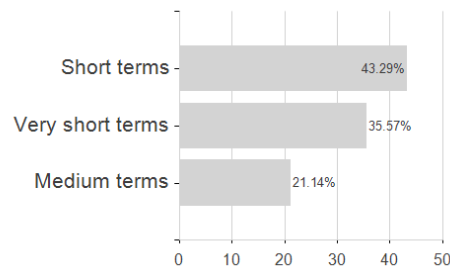
#### Countries



#### Issuer



#### Duration



#### Currencies

