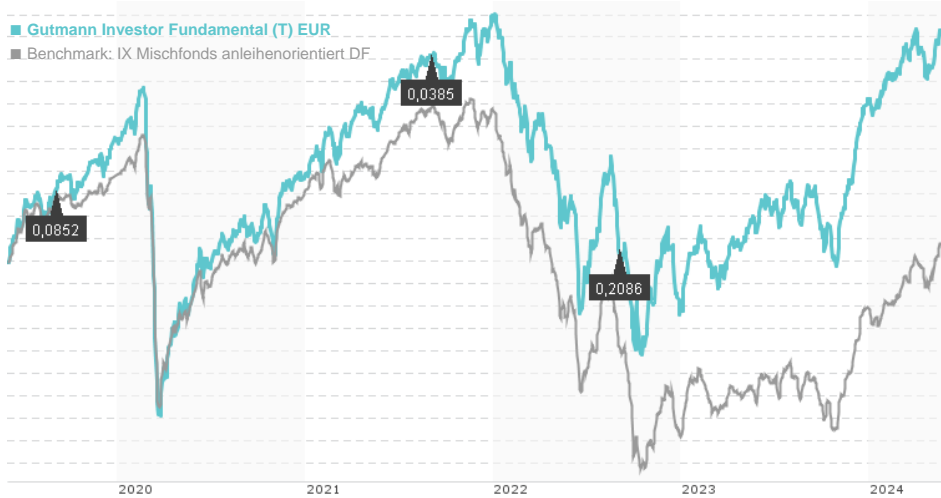


## Gutmann Investor Fundamental (T) EUR / AT0000A1EZM2 / 0A1EZM / Gutmann KAG

| Last 05/31/2024 <sup>1</sup> | Region    | Branch                 | Type of yield | Type       |
|------------------------------|-----------|------------------------|---------------|------------|
| 113.19 EUR                   | Worldwide | Mixed Fund/Focus Bonds | reinvestment  | Mixed Fund |

■ Gutmann Investor Fundamental (T) EUR  
■ Benchmark: IX Mischfonds anleihenorientiert.DF



## Risk key figures

SRI 1 2 3 4 5 6 7

Mountain-View Funds Rating<sup>2</sup>EDA<sup>3</sup>

▲ ▲ ▲ ▲ ▲ ▲

## Yearly Performance

|      |         |
|------|---------|
| 2023 | +9.52%  |
| 2022 | -11.76% |
| 2021 | +6.82%  |
| 2020 | -1.48%  |
| 2019 | +10.83% |

| Master data         |                               | Conditions             |          | Other figures  |       |
|---------------------|-------------------------------|------------------------|----------|--|-------|
| Fund type           | Fund of funds                 | Issue surcharge        | 3.00%    | Minimum investment   | UNT 0 |
| Category            | Mixed Fund                    | Planned administr. fee | 0.00%    | Savings plan   | -     |
| Sub category        | Mixed Fund/Focus Bonds        | Deposit fees           | 0.20%    | UCITS / OGAW   | -     |
| Fund domicile       | Austria                       | Redemption charge      | 0.00%    | Performance fee  | 0.00% |
| Tranch volume       | (05/31/2024) EUR 32.31 mill.  | Ongoing charges        | -        | Redeployment fee   | 0.00% |
| Total volume        | (05/31/2024) EUR 32.31 mill.  | Dividends              |          | Investment company   |       |
| Launch date         | 8/6/2015                      | 01.09.2022             | 0.21 EUR | Gutmann KAG<br>Schwarzenbergplatz 16, 1010, Wien<br>Austria<br><a href="https://www.gutmannfonds.at">https://www.gutmannfonds.at</a> |       |
| KESr report funds   | Yes                           | 01.09.2021             | 0.04 EUR |  |       |
| Business year start | 01.07.                        | 02.09.2019             | 0.09 EUR |  |       |
| Sustainability type | -                             | 03.09.2018             | 0.35 EUR |  |       |
| Fund manager        | Hr. Mag. Hannes Andreas Karre | 01.09.2017             | 0.48 EUR |  |       |

| Performance      | 1M     | 6M     | YTD    | 1Y     | 2Y     | 3Y      | 5Y      | Since start |
|------------------|--------|--------|--------|--------|--------|---------|---------|-------------|
| Performance      | +0.66% | +5.43% | +2.02% | +7.53% | +6.26% | +2.40%  | +9.21%  | +14.66%     |
| Performance p.a. | -      | -      | -      | +7.51% | +3.08% | +0.79%  | +1.78%  | +1.56%      |
| Sharpe ratio     | 1.48   | 2.26   | 0.38   | 1.04   | -0.15  | -0.66   | -0.44   | -0.52       |
| Volatility       | 2.85%  | 3.27%  | 3.15%  | 3.60%  | 4.77%  | 4.57%   | 4.58%   | 4.32%       |
| Worst month      | -      | -1.20% | -1.20% | -1.43% | -4.39% | -4.39%  | -8.07%  | -8.07%      |
| Best month       | -      | 3.67%  | 3.34%  | 3.67%  | 3.77%  | 3.77%   | 3.77%   | 4.63%       |
| Maximum loss     | -0.84% | -2.03% | -2.03% | -3.63% | -8.47% | -13.68% | -13.68% | -           |

## Distribution permission

Austria

<sup>1</sup> Important note on update status: The displayed date refers exclusively to the calculation of the NAV.


<sup>2</sup> The Mountain-View Data Fund Rating calculates a comparative ranking for funds using yield, volatility and trend data. For more information visit [MVD Funds Rating](#)

<sup>3</sup> Displays the Ethical-Dynamical Ratio calculated according to standard criteria. The maximum value is 100. For more information visit [EDA](#)

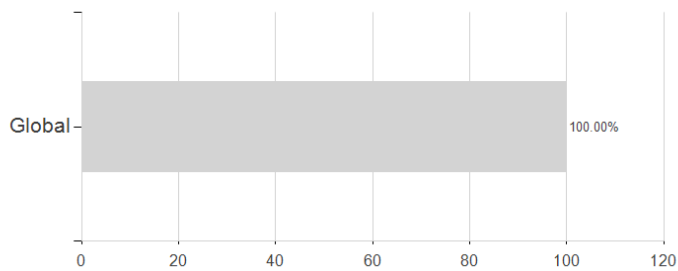
## Gutmann Investor Fundamental (T) EUR / AT0000A1EZM2 / 0A1EZM / Gutmann KAG

### Assessment Structure

#### Assets



#### Countries



#### Largest positions

