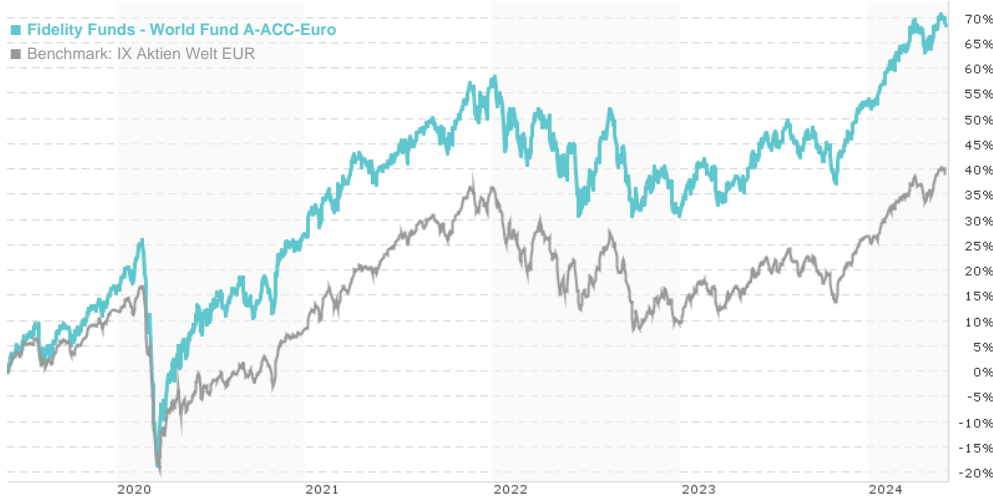


## Fidelity Funds - World Fund A-ACC-Euro / LU1261432659 / A14XV6 / FIL IM (LU)

Last 05/30/2024 <sup>1</sup>	Region	Branch	Type of yield	Type
20.29 EUR	Worldwide	Mixed Sectors	reinvestment	Equity Fund

■ Fidelity Funds - World Fund A-ACC-Euro  
■ Benchmark: IX Aktien Welt EUR



## Risk key figures

SRI 1 2 3 4 5 6 7

Mountain-View Funds Rating<sup>2</sup> EDA<sup>3</sup>

76

## Yearly Performance

2023	+17.02%
2022	-16.27%
2021	+23.02%
2020	+10.16%
2019	+29.84%

Master data		Conditions		Other figures	
Fund type	Single fund	Issue surcharge	5.25%	Minimum investment	USD 2,500.00
Category	Equity	Planned administr. fee	0.00%	Savings plan	-
Sub category	Mixed Sectors	Deposit fees	0.35%	UCITS / OGAW	Yes
Fund domicile	Luxembourg	Redemption charge	0.00%	Performance fee	0.00%
Tranch volume	(05/30/2024) USD 1,023.30 mill.	Ongoing charges	-	Redeployment fee	0.00%
Total volume	(04/30/2024) USD 5,014.87 mill.	Dividends		Investment company	
Launch date	8/7/2015	FIL IM (LU)			
KESt report funds	Yes	Kärntner Straße 9, Top 8, 1010, Wien			
Business year start	01.05.	Austria			
Sustainability type	-	https://www.fidelity.at			
Fund manager	Jeremy Podger, Jamie Harvey				

Performance	1M	6M	YTD	1Y	2Y	3Y	5Y	Since start
Performance	+2.01%	+14.44%	+10.09%	+18.38%	+16.14%	+20.70%	+66.45%	+102.90%
Performance p.a.	-	-	-	+18.32%	+7.76%	+6.47%	+10.72%	+8.35%
Sharpe ratio	2.83	3.12	2.50	1.56	0.31	0.20	0.41	0.28
Volatility	8.36%	8.81%	9.09%	9.32%	12.66%	13.70%	16.90%	16.28%
Worst month	-	-2.50%	-2.50%	-3.63%	-7.43%	-7.43%	-12.40%	-12.40%
Best month	-	6.10%	4.45%	6.10%	9.51%	9.51%	11.53%	11.53%
Maximum loss	-1.17%	-3.87%	-3.87%	-8.38%	-13.84%	-17.38%	-35.58%	-

## Distribution permission

Austria, Germany, Switzerland, Luxembourg

<sup>1</sup> Important note on update status: The displayed date refers exclusively to the calculation of the NAV.

## Fidelity Funds - World Fund A-ACC-Euro / LU1261432659 / A14XV6 / FIL IM (LU)

2 The Mountain-View Data Fund Rating calculates a comparative ranking for funds using yield, volatility and trend data. For more information visit [MVD Funds Rating](#)

### Investment strategy

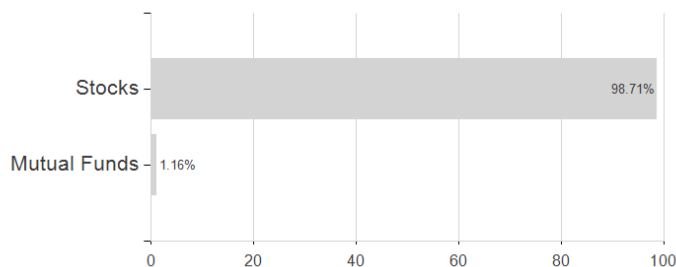
In actively managing the fund, the Investment Manager considers growth, valuation metrics, company financials, return on capital, cash flows and other financial measures, as well as company management, industry, economic conditions, and other factors. The Investment Manager also considers ESG characteristics when assessing investment risks and opportunities. In determining favourable ESG characteristics, the Investment Manager takes into account ESG ratings provided by Fidelity or external agencies. Through the investment management process the Investment Manager aims to ensure that investee companies follow good governance practices.

### Investment goal

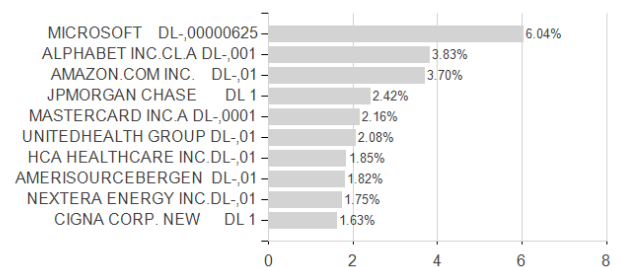
The fund aims to achieve capital growth over the long term. The fund invests at least 70% of its assets, in equities of companies from anywhere in the world, including emerging markets. The fund may also invest in money market instruments on an ancillary basis. The fund invests at least 50% of its assets in securities of companies with favourable environmental, social and governance (ESG) characteristics.

### Assessment Structure

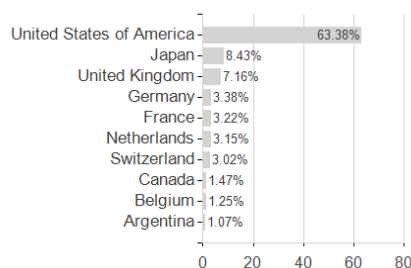
#### Assets



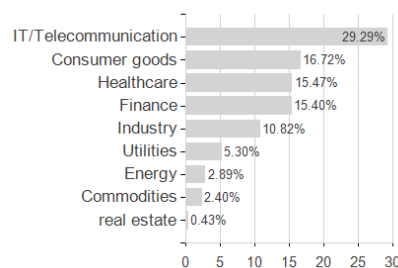
#### Largest positions



#### Countries



#### Branches



#### Currencies

