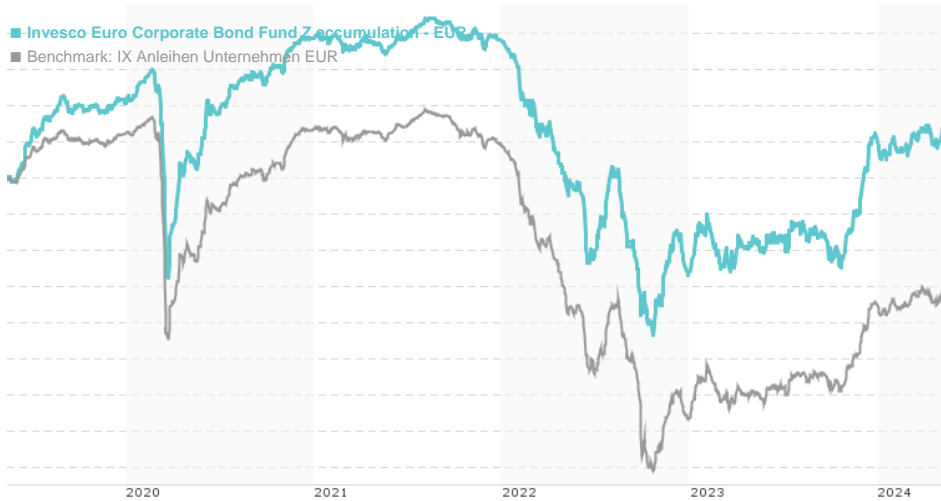


Invesco Euro Corporate Bond Fund Z accumulation - EUR / LU0955863922 / A12A6H / Invesco Management

Last 05/15/2024 ¹	Region	Branch	Type of yield	Type
12.28 EUR	Worldwide	Corporate Bonds	reinvestment	Fixed-Income Fund



Risk key figures

SRI 1 2 3 4 5 6 7

Mountain-View Funds Rating² EDA³

67

Yearly Performance

2023	+8.03%
2022	-12.03%
2021	-0.15%
2020	+3.44%
2019	+8.89%

Master data		Conditions		Other figures	
Fund type	Single fund	Issue surcharge	5.00%	Minimum investment	EUR 1,000.00
Category	Bonds	Planned administr. fee	0.00%	Savings plan	-
Sub category	Corporate Bonds	Deposit fees	0.01%	UCITS / OGAW	Yes
Fund domicile	Luxembourg	Redemption charge	0.00%	Performance fee	0.00%
Tranch volume	(05/15/2024) EUR 769.83 mill.	Ongoing charges	-	Redeployment fee	0.00%
Total volume	(05/15/2024) EUR 3,518.29 mill.	Dividends		Investment company	
Launch date	8/21/2013	Invesco Management An der Welle 5, 60322, Frankfurt am Main Germany https://www.de.invesco.com			
KESt report funds	Yes				
Business year start	29.02.				
Sustainability type	-				
Fund manager	Julien Eberhardt, Tom Hemmant				

Performance	1M	6M	YTD	1Y	2Y	3Y	5Y	Since start
Performance	+0.17%	+4.67%	+0.35%	+6.34%	+3.04%	-4.10%	+2.73%	+22.77%
Performance p.a.	-	-	-	+6.32%	+1.51%	-1.39%	+0.54%	+1.93%
Sharpe ratio	-0.51	1.66	-0.95	0.65	-0.49	-1.27	-0.84	-0.63
Volatility	3.46%	3.50%	3.03%	3.84%	4.69%	4.11%	3.93%	3.03%
Worst month	-	-0.87%	-0.87%	-1.18%	-4.29%	-4.29%	-7.23%	-7.23%
Best month	-	3.21%	3.21%	3.21%	4.43%	4.43%	4.43%	4.43%
Maximum loss	-0.79%	-1.43%	-1.23%	-2.66%	-9.24%	-16.13%	-16.13%	-

Distribution permission

Austria, Germany, Switzerland

¹ Important note on update status: The displayed date refers exclusively to the calculation of the NAV.

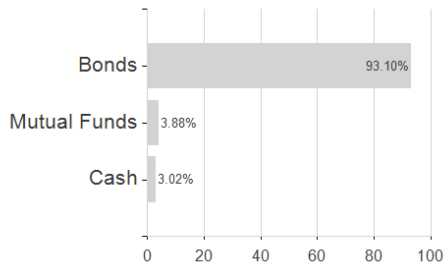
Invesco Euro Corporate Bond Fund Z accumulation - EUR / LU0955863922 / A12A6H / Invesco Management

2 The Mountain-View Data Fund Rating calculates a comparative ranking for funds using yield, volatility and trend data. For more information visit [MVD Funds Rating](#)

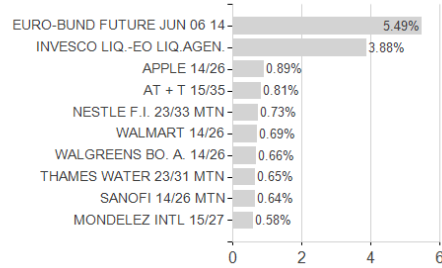
3 Displays the Ethical-Dynamical Ratio calculated according to standard criteria. The maximum value is 100. For more information visit [EDA](#)

Assessment Structure

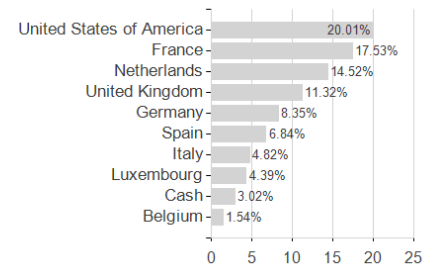
Assets



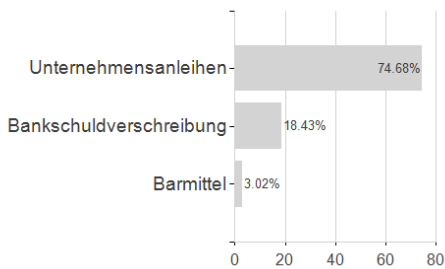
Largest positions



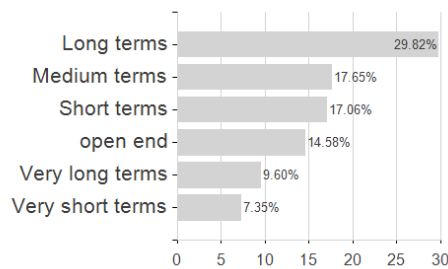
Countries



Issuer



Duration



Currencies

