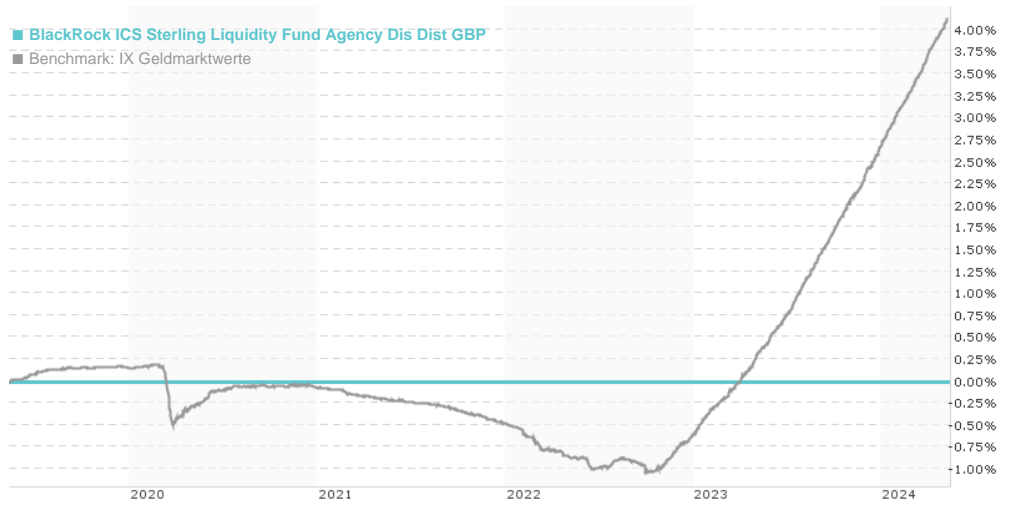









BlackRock ICS Sterling Liquidity Fund Agency Dis Dist GBP / IE00B52L4369 / A1C0SX / BlackRock AM (IE)

Last 05/10/2024¹	Region	Branch	Type of yield	Type
1.00 GBP	Worldwide	Money Market Securities	paying dividend	Money Market Fund



Risk key figures							
SRI	1	2	3	4	5	6	7
Mountain-View Funds Rating ²							EDA ³
							-
Yearly Performance							
2023							-
2022							-
2021							-
2020							-
2019							-

Master data		Conditions		Other figures	
Fund type	Single fund	Issue surcharge	0.00%	Minimum investment	GBP 1,000,000.00
Category	Money Market	Planned administr. fee	0.00%	Savings plan	-
Sub category	Money Market Securities	Deposit fees	0.00%	UCITS / OGAW	Yes
Fund domicile	Ireland	Redemption charge	0.00%	Performance fee	0.00%
Tranch volume	(05/10/2024) GBP 6,919.75 mill.	Ongoing charges	-	Redeployment fee	0.00%
Total volume	(05/10/2024) GBP 40,887.31 mill.	Dividends		Investment company	
Launch date	1/11/1999			BlackRock AM (IE)	
KESt report funds	No			12 Throgmorton Avenue, EC2N 2DL, London	
Business year start	01.10.			United Kingdom	
Sustainability type	-			https://www.blackrock.com	
Fund manager	Matt Clay, Paul Hauff				

Performance	1M	6M	YTD	1Y	2Y	3Y	5Y	Since start
Performance	-	-	-	-	-	-	-	-
Performance p.a.	-	-	-	-	-	-	-	-
Sharpe ratio	-	-	-	-	-	-	-	-
Volatility	0.00%	0.00%	0.00%	0.00%	0.00%	0.00%	0.00%	0.00%
Worst month	-	0.00%	0.00%	0.00%	0.00%	0.00%	0.00%	0.00%
Best month	-	0.00%	0.00%	0.00%	0.00%	0.00%	0.00%	0.00%
Maximum loss	0.00%	0.00%	0.00%	0.00%	0.00%	0.00%	0.00%	-

Distribution permission	
Austria, Germany, Switzerland	

BlackRock ICS Sterling Liquidity Fund Agency Dis Dist GBP / IE00B52L4369 / A1C0SX / BlackRock AM (IE)

2 The Mountain-View Data Fund Rating calculates a comparative ranking for funds using yield, volatility and trend data. For more information visit [MVD Funds Rating](#)

Investment strategy

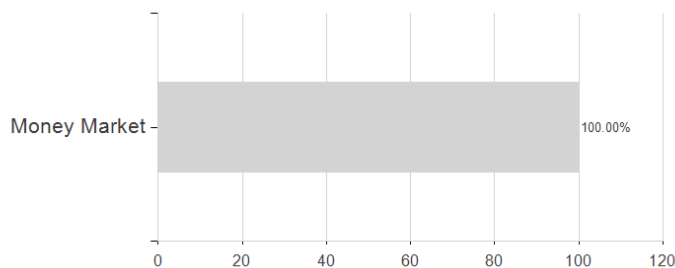
The Fund will limit its investment to assets which have 397 days or less remaining until the full principal must be repaid. The weighted average maturity (i.e. the average length of time to the date when the principal of the asset is to be repaid in full (or, in respect of interest rate notes, the average length of time to the next interest rate reset to a money market rate) of all of the Fund's assets will be up to 60 days. The weighted average life (i.e. the average length of time to the date when the principal of the assets is to be repaid in full) of all of the Fund's assets will be up to 120 days. The Fund's assets may be issued or guaranteed by both United Kingdom (UK) and non-UK issuers including governments, government agencies, companies and supranationals and shall always be denominated in Sterling. They will be rated high credit quality (i.e. meet a specified level of credit worthiness) at the time of purchase. The Fund is actively managed. The investment manager has discretion to select the Fund's investments. The Sterling Overnight Index Average Rate (SONIA) should be used by investors to compare the performance of the Fund.

Investment goal

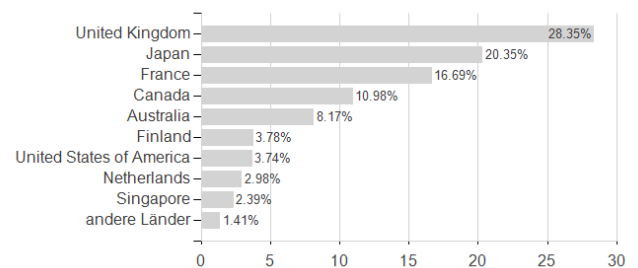
The Fund aims to maximise income on your investment consistent with maintaining capital and ensuring its underlying assets can easily be bought or sold (in normal market conditions). Money invested in the Fund is not protected or guaranteed. The Fund invests in a broad range of high credit quality fixed income securities (such as bonds) and MMIs (i.e. debt securities with short term maturities). It may also invest in deposits with credit institutions (e.g. banks). The Fund will take into account environment, social and governance criteria when selecting investments as disclosed in the prospectus. For further details please refer to the prospectus.

Assessment Structure

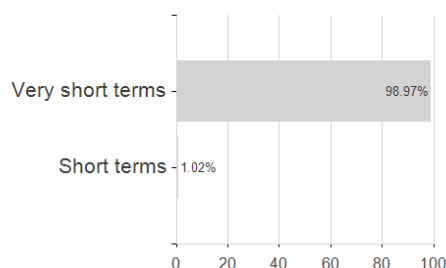
Assets



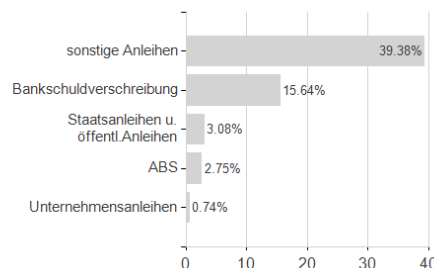
Countries



Duration



Issuer



Rating

