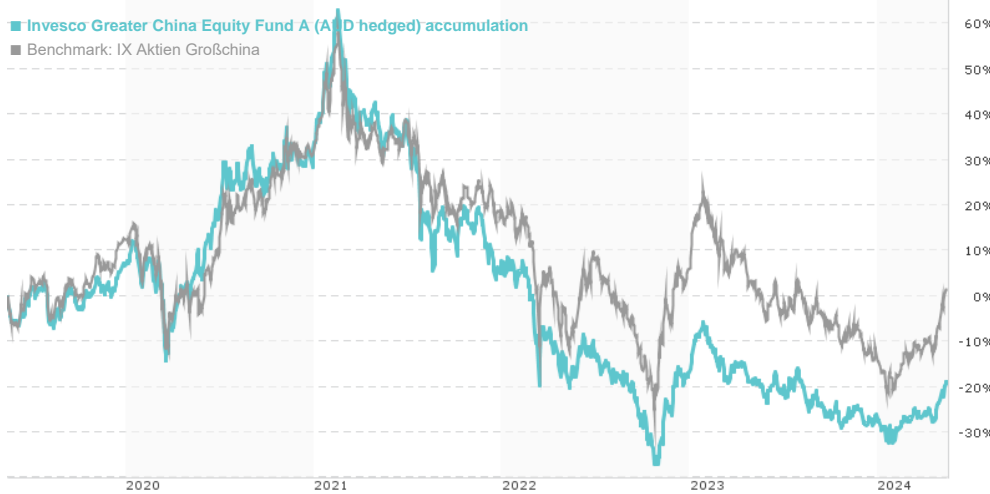


Invesco Greater China Equity Fund A (AUD hedged) accumulation / LU0955869705 / A2ALG7 / Invesco Management

Last 05/15/2024 ¹	Region	Branch	Type of yield	Type
12.23 AUD	Greater China	Mixed Sectors	reinvestment	Equity Fund

■ Invesco Greater China Equity Fund A (AUD hedged) accumulation
■ Benchmark: IX Aktien Großchina



Risk key figures

SRI 1 2 3 4 5 6 7

Mountain-View Funds Rating²EDA³

76

Yearly Performance

2023	-10.43%
2022	-23.17%
2021	-19.53%
2020	+25.36%
2019	+21.07%

Master data		Conditions		Other figures	
Fund type	Single fund	Issue surcharge	5.00%	Minimum investment	AUD 1,500.00
Category	Equity	Planned administr. fee	0.00%	Savings plan	-
Sub category	Mixed Sectors	Deposit fees	0.01%	UCITS / OGAW	Yes
Fund domicile	Luxembourg	Redemption charge	0.00%	Performance fee	0.00%
Tranch volume	(05/15/2024) USD 5.70 mill.	Ongoing charges	-	Redeployment fee	0.00%
Total volume	(05/15/2024) USD 452.79 mill.	Dividends		Investment company	
Launch date	10/23/2013	Invesco Management			
KESr report funds	No	An der Welle 5, 60322, Frankfurt am Main			
Business year start	29.02.	Germany			
Sustainability type	-	https://www.de.invesco.com			
Fund manager	Raymond Ma				

Performance	1M	6M	YTD	1Y	2Y	3Y	5Y	Since start
Performance	+9.88%	+7.09%	+9.49%	-0.16%	-0.81%	-38.51%	-18.30%	+23.41%
Performance p.a.	-	-	-	-0.16%	-0.41%	-14.98%	-3.96%	+2.01%
Sharpe ratio	11.52	0.62	1.33	-0.22	-0.19	-0.80	-0.34	-0.10
Volatility	18.31%	17.87%	18.17%	18.37%	21.91%	23.40%	22.73%	18.88%
Worst month	-	-8.68%	-8.68%	-8.68%	-13.70%	-15.02%	-15.02%	-15.02%
Best month	-	7.25%	7.25%	7.36%	25.11%	25.11%	25.11%	25.11%
Maximum loss	-1.98%	-10.99%	-7.36%	-19.62%	-31.30%	-55.01%	-61.35%	-

Distribution permission

Austria, Germany, Switzerland

¹ Important note on update status: The displayed date refers exclusively to the calculation of the NAV.

² The Mountain-View Data Fund Rating calculates a comparative ranking for funds using yield, volatility and trend data. For more information visit [MVD Funds Rating](#)

³ Displays the Ethical-Dynamical Ratio calculated according to standard criteria. The maximum value is 100. For more information visit [EDA](#)

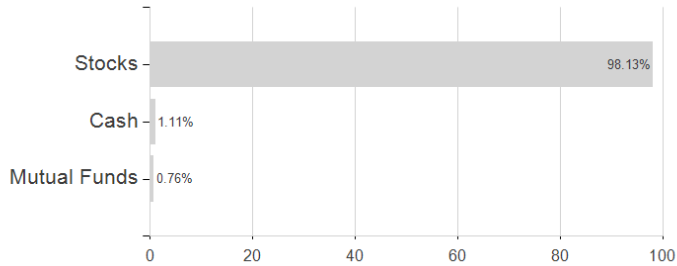
Invesco Greater China Equity Fund A (AUD hedged) accumulation / LU0955869705 / A2ALG7 / Invesco Management

Investment goal

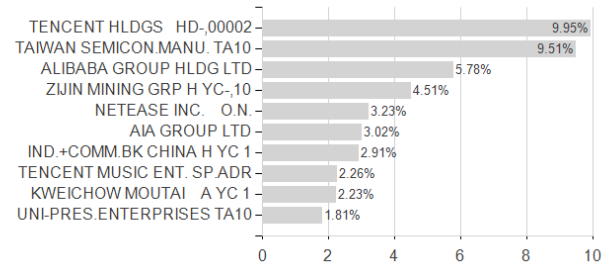
The objective of the Fund is to achieve long-term capital growth by investing in securities of Greater China.

Assessment Structure

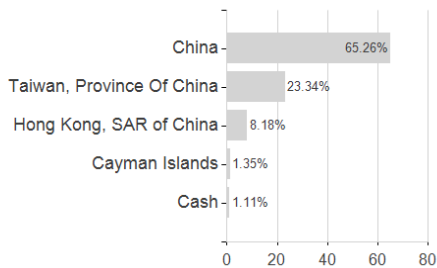
Assets



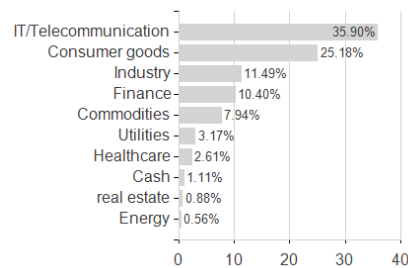
Largest positions



Countries



Branches



Currencies

