

Vanguard FTSE All-World UE USD Dis / IE00B3RBWM25 / A1JX52 / Vanguard Group (IE)

Last 04/30/2024 ¹	Region	Branch	Type of yield	Type
124.02 USD	Worldwide	ETF Stocks	paying dividend	Alternative Investm.



Risk key figures

SRI 1 2 3 4 5 6 7

Mountain-View Funds Rating² EDA³

67

Yearly Performance

2023	+22.03%
2022	-18.08%
2021	+18.32%
2020	+15.98%
2019	+26.57%

Master data		Conditions		Other figures	
Fund type	Single fund	Issue surcharge	0.00%	Minimum investment	UNT 1
Category	Equity	Planned administr. fee	0.00%	Savings plan	-
Sub category	ETF Stocks	Deposit fees	0.00%	UCITS / OGAW	Yes
Fund domicile	Ireland	Redemption charge	0.00%	Performance fee	0.00%
Tranch volume	(04/30/2024) USD 13,692.52 mill.	Ongoing charges	-	Redeployment fee	0.00%
Total volume	(04/30/2024) USD 24,739.81 mill.	Dividends		Investment company	
Launch date	5/22/2012	14.03.2024	0.38 USD	Vanguard Group (IE) 30 Herbert Street, D02 W329, Dublin 2 Ireland https://www.vanguard.co.uk	
KESt report funds	Yes	14.12.2023	0.41 USD		
Business year start	01.07.	14.09.2023	0.47 USD		
Sustainability type	-	15.06.2023	0.73 USD		
		16.03.2023	0.41 USD		

Fund manager	Vanguard Global Advisers, Europe Equity Index Team							
Performance	1M	6M	YTD	1Y	2Y	3Y	5Y	Since start
Performance	-2.90%	+19.87%	+4.53%	+17.36%	+19.78%	+13.21%	+56.78%	+212.60%
Performance p.a.	-	-	-	+17.36%	+9.46%	+4.22%	+9.40%	+10.01%
Sharpe ratio	-3.37	4.38	1.16	1.39	0.40	0.03	0.33	0.46
Volatility	10.32%	9.14%	9.23%	9.77%	14.14%	13.83%	16.76%	13.57%
Worst month	-	-3.18%	-3.18%	-4.05%	-9.56%	-9.56%	-13.52%	-13.52%
Best month	-	9.17%	4.75%	9.17%	9.17%	9.17%	12.39%	12.39%
Maximum loss	-4.64%	-4.92%	-4.92%	-10.49%	-16.65%	-26.21%	-33.71%	-

Distribution permission

Austria, Germany, Switzerland

¹ Important note on update status: The displayed date refers exclusively to the calculation of the NAV.

² The Mountain-View Data Fund Rating calculates a comparative ranking for funds using yield, volatility and trend data. For more information visit [MVD Funds Rating](#)

³ Displays the Ethical-Dynamical Ratio calculated according to standard criteria. The maximum value is 100. For more information visit [EDA](#)

Vanguard FTSE All-World UE USD Dis / IE00B3RBWM25 / A1JX52 / Vanguard Group (IE)

Investment strategy

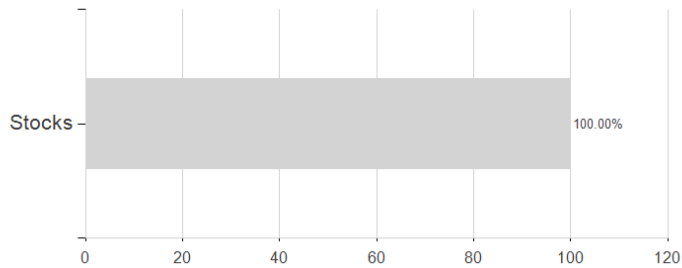
The Index is comprised of large and mid-sized company stocks in developed and emerging markets.

Investment goal

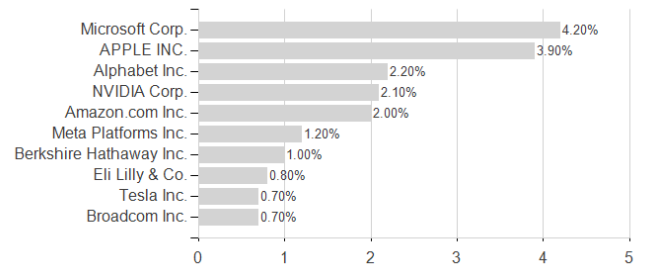
The Fund employs a passive management - or indexing - investment approach, through physical acquisition of securities, and seeks to track the performance of the FTSE All-World Index (the "Index").

Assessment Structure

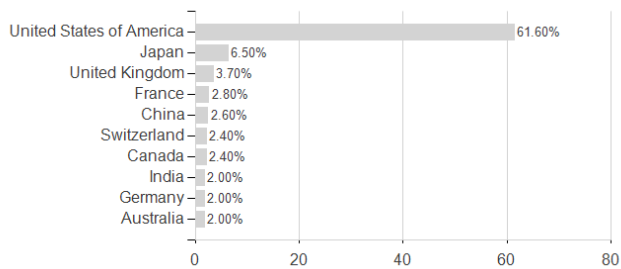
Assets



Largest positions



Countries



Branches

