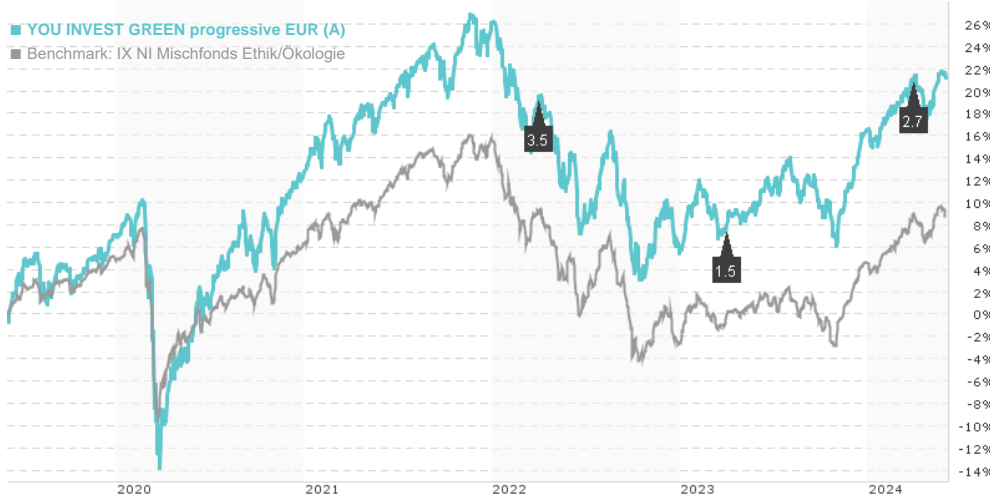


## YOU INVEST GREEN progressive EUR (A) / AT0000A1GMV6 / 0A1GMV / Erste AM

Last 05/31/2024 <sup>1</sup>	Region	Branch	Type of yield	Type
103.45 EUR	Worldwide	Mixed fund/flexible	paying dividend	Mixed Fund

■ YOU INVEST GREEN progressive EUR (A)  
■ Benchmark: IX NI Mischfonds Ethik/Ökologie



### Risk key figures

SRI 1 2 3 4 5 6 7

Mountain-View Funds Rating<sup>2</sup> EDA<sup>3</sup>

▲ ▲ ▲ ▲ ▲ ▲ 81

### Yearly Performance

2023	+10.41%
2022	-16.36%
2021	+11.81%
2020	+5.30%
2019	+14.53%

Master data		Conditions		Other figures	
Fund type	Fund of funds	Issue surcharge	4.00%	Minimum investment	UNT 0
Category	Mixed Fund	Planned administr. fee	0.00%	Savings plan	-
Sub category	Mixed fund/flexible	Deposit fees	0.00%	UCITS / OGAW	Yes
Fund domicile	Austria	Redemption charge	0.00%	Performance fee	0.00%
Tranch volume	(10/30/2020) EUR 15.51 mill.	Ongoing charges	-	Redeployment fee	0.00%
Total volume	(05/31/2024) EUR 154.08 mill.	Dividends		Investment company	
Launch date	12/1/2015	27.03.2024	2.70 EUR	Erste AM Am Belvedere 1, 1100, Wien Austria <a href="https://www.erste-am.at">https://www.erste-am.at</a>	
KEST report funds	Yes	30.03.2023	1.50 EUR		
Business year start	01.01.	30.03.2022	3.50 EUR		
Sustainability type	Ethics/ecology	30.03.2021	1.75 EUR		
Fund manager	Karl Altrichter, Christian Süttinger	30.03.2020	2.00 EUR		

Performance	1M	6M	YTD	1Y	2Y	3Y	5Y	Since start
Performance	+1.94%	+8.81%	+4.08%	+10.26%	+6.02%	+2.12%	+21.30%	+25.56%
Performance p.a.	-	-	-	+10.23%	+2.96%	+0.70%	+3.93%	+2.71%
Sharpe ratio	4.55	2.88	1.24	1.16	-0.11	-0.40	0.02	-0.14
Volatility	4.75%	5.08%	5.18%	5.60%	7.41%	7.64%	9.04%	7.74%
Worst month	-	-1.52%	-1.52%	-3.16%	-5.94%	-5.94%	-13.89%	-13.89%
Best month	-	4.95%	4.54%	4.95%	4.95%	4.95%	6.17%	6.17%
Maximum loss	-0.62%	-3.42%	-3.42%	-6.93%	-11.43%	-18.69%	-21.87%	-

### Distribution permission

Austria, Germany

<sup>1</sup> Important note on update status: The displayed date refers exclusively to the calculation of the NAV.

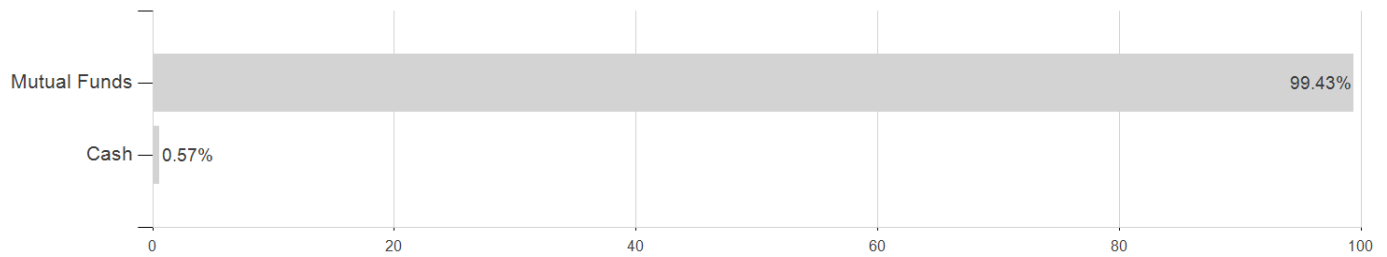
<sup>2</sup> The Mountain-View Data Fund Rating calculates a comparative ranking for funds using yield, volatility and trend data. For more information visit [MVD Funds Rating](#)

<sup>3</sup> Displays the Ethical-Dynamical Ratio calculated according to standard criteria. The maximum value is 100. For more information visit [EDA](#)

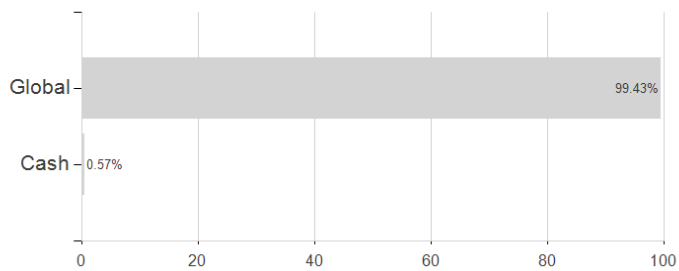
## YOU INVEST GREEN progressive EUR (A) / AT0000A1GMV6 / 0A1GMV / Erste AM

### Assessment Structure

#### Assets



#### Countries



#### Largest positions

