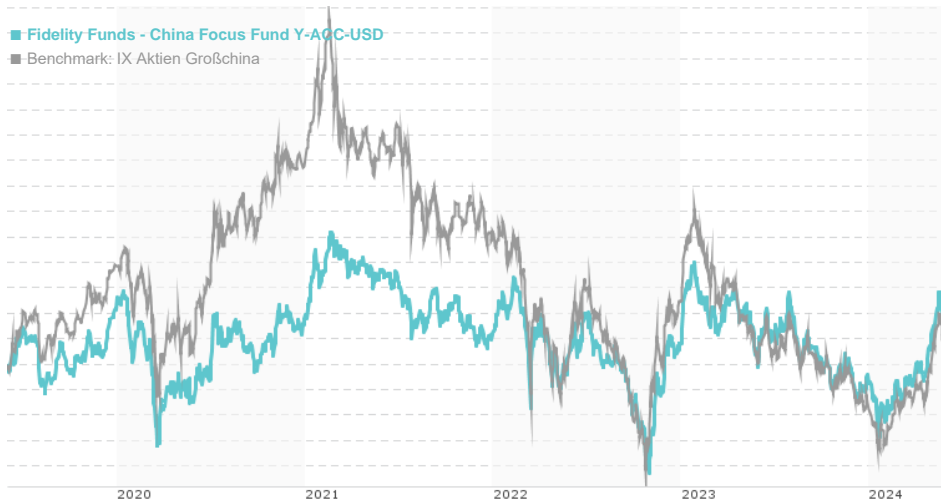


## Fidelity Funds - China Focus Fund Y-ACC-USD / LU0346390866 / A0NGXB / FIL IM (LU)

Last 05/30/2024 <sup>1</sup>	Region	Branch	Type of yield	Type
22.24 USD	Greater China	Mixed Sectors	reinvestment	Equity Fund

■ Fidelity Funds - China Focus Fund Y-ACC-USD  
■ Benchmark: IX Aktien Großchina



## Risk key figures

SRI 1 2 3 4 5 6 7

Mountain-View Funds Rating<sup>2</sup>EDA<sup>3</sup> 71

## Yearly Performance

2023	-5.67%
2022	-2.00%
2021	-3.35%
2020	-1.00%
2019	+15.50%

Master data		Conditions		Other figures	
Fund type	Single fund	Issue surcharge	0.00%	Minimum investment	USD 2,500.00
Category	Equity	Planned administr. fee	0.00%	Savings plan	-
Sub category	Mixed Sectors	Deposit fees	0.35%	UCITS / OGAW	Yes
Fund domicile	Luxembourg	Redemption charge	0.00%	Performance fee	0.00%
Tranch volume	(05/30/2024) USD 639.99 mill.	Ongoing charges	-	Redeployment fee	0.00%
Total volume	(04/30/2024) USD 2,953.44 mill.	Dividends		Investment company	
Launch date	3/17/2008	FIL IM (LU)			
KESt report funds	Yes	Kärntner Straße 9, Top 8, 1010, Wien			
Business year start	01.05.	Austria			
Sustainability type	-	https://www.fidelity.at			
Fund manager	Nitin Bajaj, Alice Li				

Performance	1M	6M	YTD	1Y	2Y	3Y	5Y	Since start
Performance	+4.36%	+9.13%	+9.56%	+5.96%	+4.81%	-9.19%	+7.86%	+122.40%
Performance p.a.	-	-	-	+5.94%	+2.37%	-3.16%	+1.52%	+5.05%
Sharpe ratio	3.04	0.74	0.98	0.11	-0.07	-0.32	-0.11	0.06
Volatility	21.14%	20.96%	21.64%	20.13%	21.65%	21.73%	21.10%	22.96%
Worst month	-	-8.52%	-8.52%	-9.79%	-14.18%	-14.18%	-14.18%	-19.95%
Best month	-	6.18%	6.18%	8.18%	28.13%	28.13%	28.13%	28.13%
Maximum loss	-6.04%	-12.86%	-11.16%	-24.97%	-28.69%	-33.74%	-37.65%	-

## Distribution permission

Austria, Germany, Switzerland, Luxembourg

<sup>1</sup> Important note on update status: The displayed date refers exclusively to the calculation of the NAV.

<sup>2</sup> The Mountain-View Data Fund Rating calculates a comparative ranking for funds using yield, volatility and trend data. For more information visit [MVD Funds Rating](#)

DISCLAIMER: The information on this page are for informational purposes only and should neither an offer to sell nor a solicitation for the purchase of the security or recommendation in favor of the security to be understood. baha GmbH assumes no liability despite thorough searches for the accuracy of the data.

Funds data from: [www.mountain-view.com](#). Fact Sheet created by: [www.baha.com](#)

Created: 06/02/2024

## Fidelity Funds - China Focus Fund Y-ACC-USD / LU0346390866 / A0NGXB / FIL IM (LU)

### Investment strategy

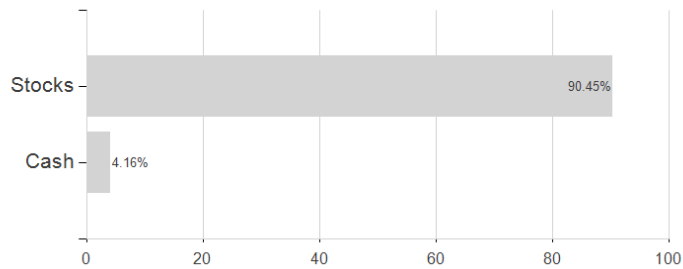
This fund aims to hold 100% direct exposure to China. The fund manager is willing to invest in small and medium-sized companies which have solid corporate fundamentals and sustainable earnings growth. In stocks in which a high level of confidence is held, the manager is willing to take large positions. The manager is benchmark aware, but overall stock weightings are driven solely by a bottom-up stock picking process.

### Investment goal

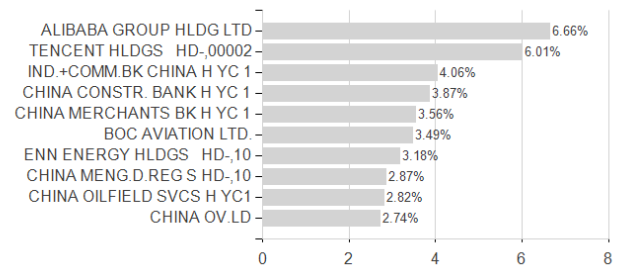
The fund will primarily focus on China through investment in securities of Chinese companies listed in China and Hong Kong, as well as securities in non-Chinese companies which have a significant portion of their activities in China. The fund may invest its net assets directly in China A and B shares.

### Assessment Structure

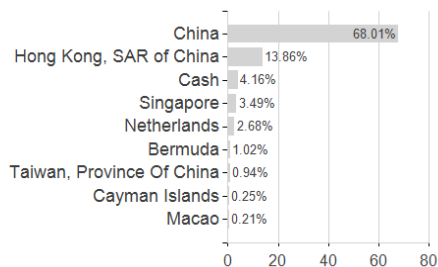
#### Assets



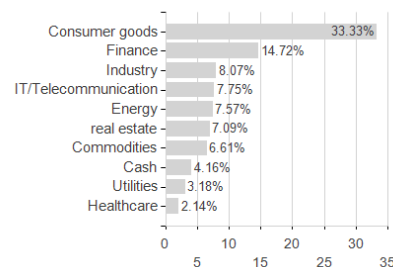
#### Largest positions



#### Countries



#### Branches



#### Currencies

