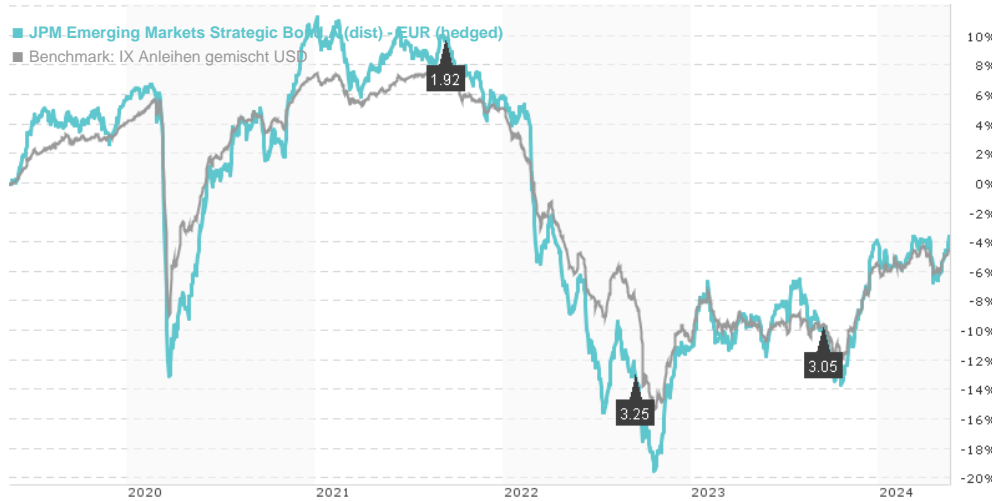


JPM Emerging Markets Strategic Bond A (dist) - EUR (hedged) / LU1216650850 / A14RFV / JPMorgan AM (EU)

Last 05/16/2024 ¹	Region	Branch	Type of yield	Type
62.25 EUR	Emerging Markets	Bonds: Mixed	paying dividend	Fixed-Income Fund



Risk key figures

SRI 1 2 3 4 5 6 7

Mountain-View Funds Rating²EDA³ 76

Yearly Performance

2023	+8.14%
2022	-16.09%
2021	-4.31%
2020	+4.54%
2019	+9.62%

Master data		Conditions		Other figures	
Fund type	Single fund	Issue surcharge	3.00%	Minimum investment	USD 35,000.00
Category	Bonds	Planned administr. fee	0.00%	Savings plan	-
Sub category	Bonds: Mixed	Deposit fees	0.00%	UCITS / OGAW	Yes
Fund domicile	Luxembourg	Redemption charge	0.50%	Performance fee	0.00%
Tranch volume	(05/16/2024) USD 1.64 mill.	Ongoing charges	-	Redeployment fee	0.00%
Total volume	(05/16/2024) USD 598.69 mill.	Dividends		Investment company	
Launch date	5/28/2015	13.09.2023	3.05 EUR	JPMorgan AM (EU) PO Box 275, 2012, Luxembourg Luxembourg https://www.jpmorganassetmanagement.de	
KESr report funds	Yes	14.09.2022	3.25 EUR		
Business year start	01.07.	09.09.2021	1.92 EUR		
Sustainability type	-	10.09.2020	2.52 EUR		
Fund manager	Pierre-Yves Bareau, Joanne Baxter	05.09.2019	2.97 EUR		

Performance	1M	6M	YTD	1Y	2Y	3Y	5Y	Since start
Performance	+3.34%	+6.61%	+0.27%	+6.71%	+5.56%	-11.17%	-3.82%	-5.96%
Performance p.a.	-	-	-	+6.69%	+2.74%	-3.87%	-0.78%	-0.68%
Sharpe ratio	7.31	1.70	-0.58	0.48	-0.16	-1.16	-0.66	-0.75
Volatility	6.19%	5.86%	5.34%	6.00%	6.76%	6.61%	7.01%	5.97%
Worst month	-	-2.26%	-2.26%	-2.94%	-6.50%	-6.50%	-13.21%	-13.21%
Best month	-	5.09%	4.35%	5.09%	7.07%	7.07%	7.07%	7.07%
Maximum loss	-0.58%	-3.26%	-3.26%	-7.70%	-14.20%	-27.22%	-27.69%	-

Distribution permission

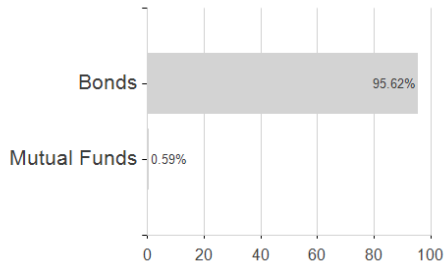
Austria, Germany, Switzerland

¹ Important note on update status: The displayed date refers exclusively to the calculation of the NAV.² The Mountain-View Data Fund Rating calculates a comparative ranking for funds using yield, volatility and trend data. For more information visit [MVD Funds Rating](#)³ Displays the Ethical-Dynamical Ratio calculated according to standard criteria. The maximum value is 100. For more information visit [EDA](#)


JPM Emerging Markets Strategic Bond A (dist) - EUR (hedged) / LU1216650850 / A14RFV / JPMorgan AM (EU)

Assessment Structure

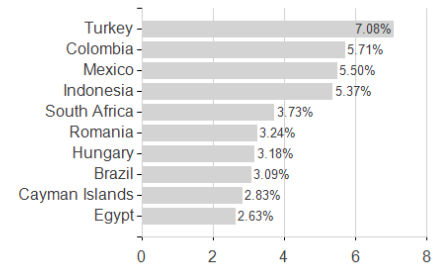
Assets



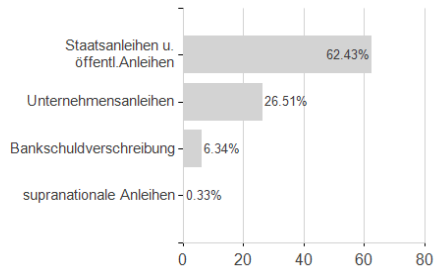
Largest positions



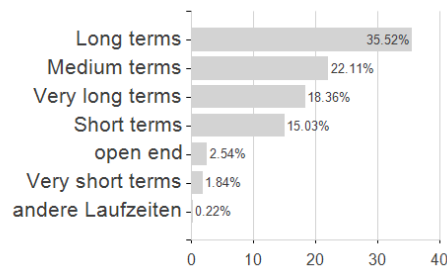
Countries



Issuer



Duration



Currencies

