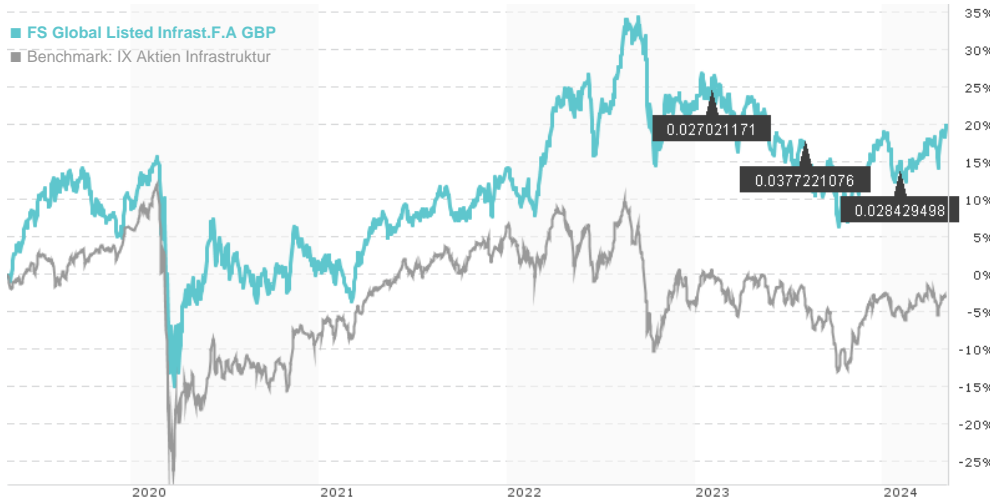


FS Global Listed Infrast.F.A GBP / GB00B24HJR07 / A0M99A / First Sentier (UK)

| Last 05/03/2024 ¹ | Region | Branch | Type of yield | Type |
|------------------------------|-----------|-----------------------|-----------------|-------------|
| 1.99 GBP | Worldwide | Sector Infrastructure | paying dividend | Equity Fund |

■ FS Global Listed Infrast.F.A GBP
■ Benchmark: IX Aktien Infrastruktur



Risk key figures

SRI 1 2 3 4 5 6 7

Mountain-View Funds Rating² EDA³

63

Yearly Performance

| | |
|------|---------|
| 2023 | -4.23% |
| 2022 | +7.69% |
| 2021 | +13.41% |
| 2020 | -7.38% |
| 2019 | +20.96% |

| Master data | | Conditions | | Other figures | |
|---------------------|---|------------------------|----------|---|--------------|
| Fund type | Single fund | Issue surcharge | 4.00% | Minimum investment | GBP 1,000.00 |
| Category | Equity | Planned administr. fee | 0.00% | Savings plan | Yes |
| Sub category | Sector Infrastructure | Deposit fees | 0.30% | UCITS / OGAW | - |
| Fund domicile | United Kingdom | Redemption charge | 0.00% | Performance fee | 0.00% |
| Tranch volume | (05/03/2024) GBP 11.19 mill. | Ongoing charges | - | Redeployment fee | 0.00% |
| Total volume | (05/03/2024) GBP 1,344.11 mill. | Dividends | | Investment company | |
| Launch date | 10/8/2007 | 01.02.2024 | 0.03 GBP | First Sentier (UK) Finsbury Circus House 15, EC2M 7EB, London United Kingdom www.firstsentierinvestors.com | |
| KESt report funds | Yes | 01.08.2023 | 0.04 GBP | | |
| Business year start | 01.08. | 01.02.2023 | 0.03 GBP | | |
| Sustainability type | - | 01.08.2022 | 0.03 GBP | | |
| Fund manager | Peter Meany, Andrew Greenup, Edmund Leung | 01.02.2022 | 0.02 GBP | | |

| Performance | 1M | 6M | YTD | 1Y | 2Y | 3Y | 5Y | Since start |
|------------------|--------|--------|--------|---------|---------|---------|---------|-------------|
| Performance | +1.64% | +5.71% | +1.71% | -0.83% | -1.77% | +10.57% | +19.18% | +42.62% |
| Performance p.a. | - | - | - | -0.83% | -0.89% | +3.41% | +3.57% | +4.71% |
| Sharpe ratio | 1.50 | 0.80 | 0.14 | -0.42 | -0.37 | -0.04 | -0.02 | 0.07 |
| Volatility | 12.03% | 10.08% | 9.94% | 11.07% | 12.87% | 11.90% | 14.71% | 13.38% |
| Worst month | - | -3.12% | -3.12% | -4.91% | -6.73% | -6.73% | -11.53% | -11.53% |
| Best month | - | 4.04% | 3.91% | 4.04% | 4.31% | 10.03% | 10.03% | 10.03% |
| Maximum loss | -3.43% | -5.56% | -5.56% | -12.74% | -20.69% | -20.69% | -26.41% | - |

Distribution permission

Switzerland

¹ Important note on update status: The displayed date refers exclusively to the calculation of the NAV.

² The Mountain-View Data Fund Rating calculates a comparative ranking for funds using yield, volatility and trend data. For more information visit [MVD Funds Rating](#)

³ Displays the Ethical-Dynamical Ratio calculated according to standard criteria. The maximum value is 100. For more information visit [EDA](#)

FS Global Listed Infrac.F.A GBP / GB00B24HJR07 / A0M99A / First Sentier (UK)

Investment strategy

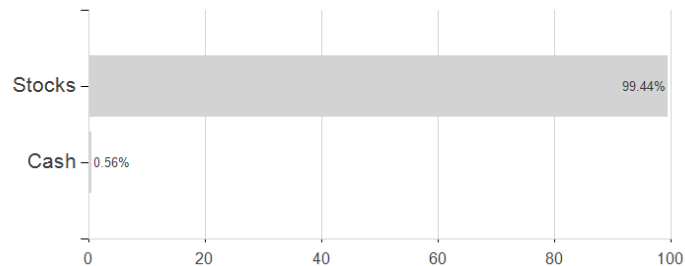
The Fund invests in shares of companies that are involved in infrastructure around the world and are listed on exchanges worldwide. The infrastructure sector includes utilities (e.g. water and electricity), highways and railways, airports, marine ports and oil and gas storage and transportation. The Fund does not invest directly in infrastructure assets. The Fund may invest up to 10% in other funds. The Fund will only use derivatives to reduce risk or to manage the Fund more efficiently in limited cases.

Investment goal

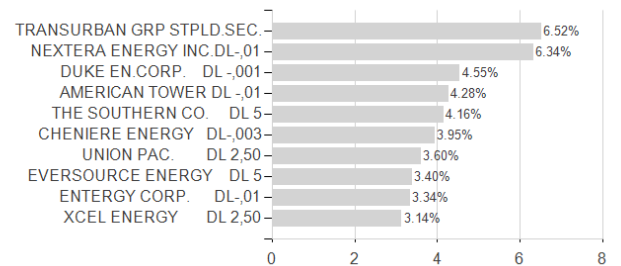
The Fund aims to achieve an investment return from income and capital growth over the medium to long term (at least three years).

Assessment Structure

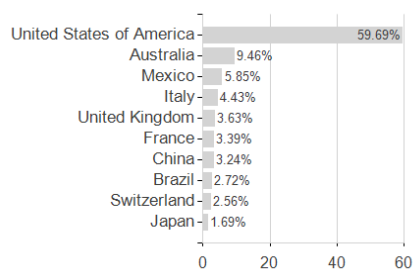
Assets



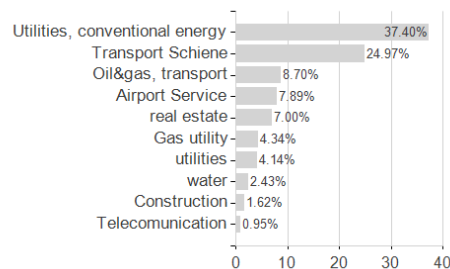
Largest positions



Countries



Branches



Currencies

