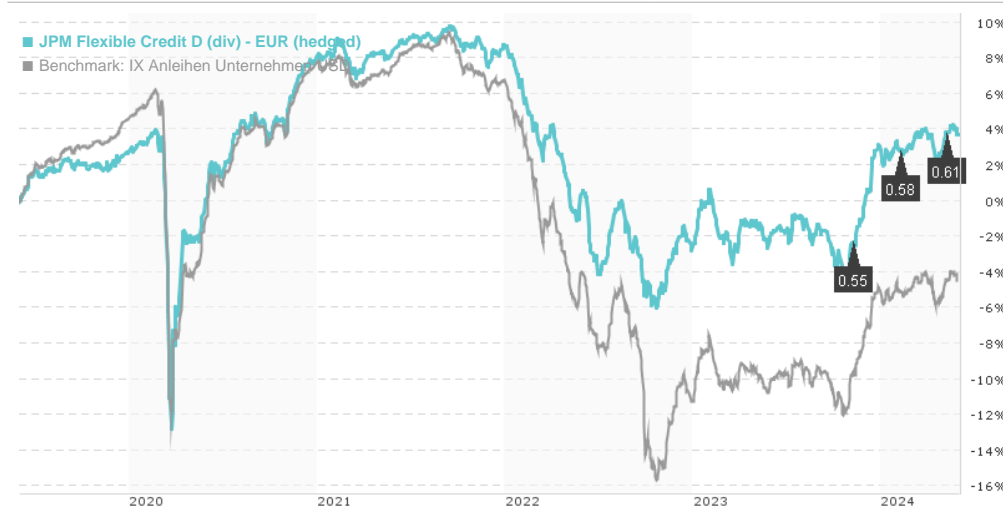


## JPM Flexible Credit D (div) - EUR (hedged) / LU0562087980 / A1C9CQ / JPMorgan AM (EU)

Last 05/30/2024 <sup>1</sup>	Region	Branch	Type of yield	Type
48.66 EUR	Worldwide	Corporate Bonds	paying dividend	Fixed-Income Fund



## Risk key figures

SRI 1 2 3 4 5 6 7

Mountain-View Funds Rating<sup>2</sup> EDA<sup>3</sup>

69

## Yearly Performance

2023	+6.00%
2022	-10.57%
2021	+0.60%
2020	+5.30%
2019	+7.34%

Master data		Conditions		Other figures	
Fund type	Single fund	Issue surcharge	3.00%	Minimum investment	USD 5,000.00
Category	Bonds	Planned administr. fee	0.00%	Savings plan	-
Sub category	Corporate Bonds	Deposit fees	0.00%	UCITS / OGAW	Yes
Fund domicile	Luxembourg	Redemption charge	0.50%	Performance fee	0.00%
Tranch volume	(05/30/2024) USD 127.49 mill.	Ongoing charges	-	Redeployment fee	0.00%
Total volume	(05/30/2024) USD 462.74 mill.	Dividends		Investment company	
Launch date	6/30/2011	08.05.2024	0.61 EUR	JPMorgan AM (EU) PO Box 275, 2012, Luxembourg Luxembourg <a href="https://www.jpmorganassetmanagement.de">https://www.jpmorganassetmanagement.de</a>	
KESr report funds	No	08.02.2024	0.58 EUR		
Business year start	01.07.	08.11.2023	0.55 EUR		
Sustainability type	-	08.08.2023	0.53 EUR		
Fund manager	Coleman, Michalitsianos, Naeem, Sammarco	11.05.2023	0.54 EUR		

Performance	1M	6M	YTD	1Y	2Y	3Y	5Y	Since start
Performance	+0.88%	+3.91%	+0.59%	+6.08%	+3.20%	-4.45%	+3.84%	+6.23%
Performance p.a.	-	-	-	+6.07%	+1.59%	-1.51%	+0.76%	+0.79%
Sharpe ratio	2.91	1.39	-0.87	0.68	-0.58	-1.52	-0.65	-0.77
Volatility	2.56%	3.06%	2.68%	3.38%	3.79%	3.49%	4.68%	3.91%
Worst month	-	-1.19%	-1.19%	-1.35%	-4.45%	-4.45%	-8.65%	-8.65%
Best month	-	3.88%	3.29%	3.88%	3.88%	3.88%	4.38%	4.38%
Maximum loss	-0.55%	-1.66%	-1.66%	-3.74%	-6.60%	-14.38%	-16.15%	-

## Distribution permission

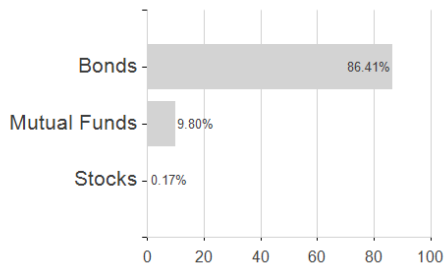
Austria, Germany, Switzerland, Luxembourg

<sup>1</sup> Important note on update status: The displayed date refers exclusively to the calculation of the NAV.<sup>2</sup> The Mountain-View Data Fund Rating calculates a comparative ranking for funds using yield, volatility and trend data. For more information visit [MVD Funds Rating](#)<sup>3</sup> Displays the Ethical-Dynamical Ratio calculated according to standard criteria. The maximum value is 100. For more information visit [EDA](#)


## JPM Flexible Credit D (div) - EUR (hedged) / LU0562087980 / A1C9CQ / JPMorgan AM (EU)

### Assessment Structure

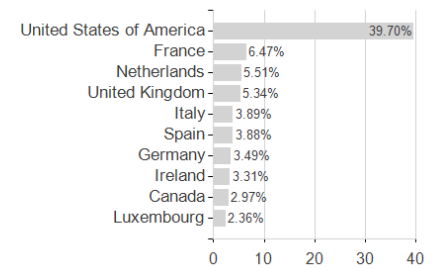
#### Assets



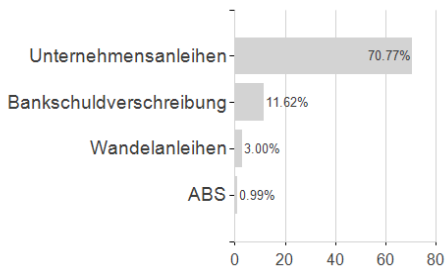
#### Largest positions



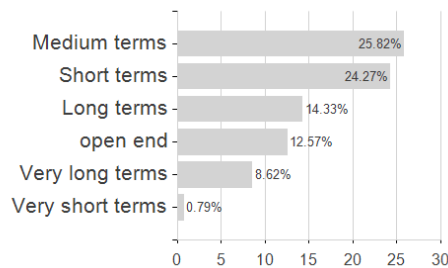
#### Countries



#### Issuer



#### Duration



#### Currencies

