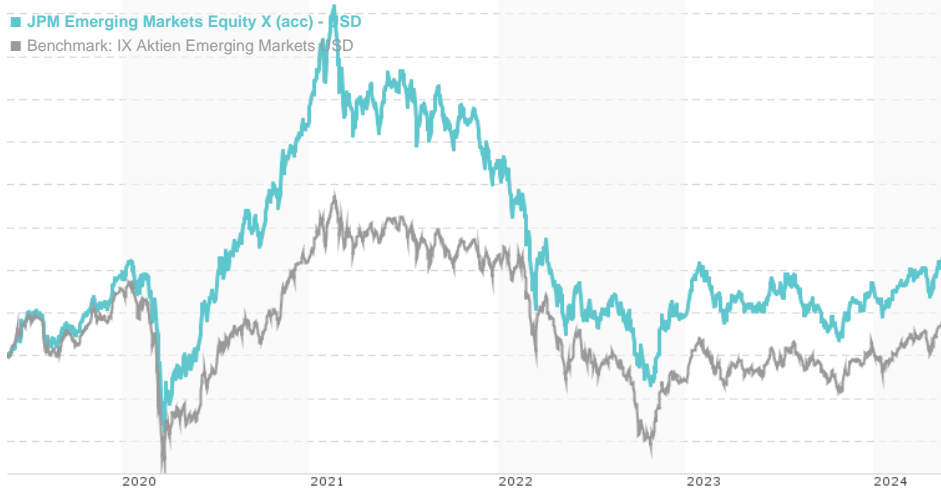


## JPM Emerging Markets Equity X (acc) - USD / LU0143811551 / 541284 / JPMorgan AM (EU)

Last 05/22/2024 <sup>1</sup>	Region	Branch	Type of yield	Type
46.69 USD	Emerging Markets	Mixed Sectors	reinvestment	Equity Fund



## Risk key figures

SRI 1 2 3 4 5 6 7

Mountain-View Funds Rating<sup>2</sup>EDA<sup>3</sup>

▲ ▲ ▲ ▲ ▲ ▲

80

## Yearly Performance

2023	+6.96%
2022	-24.81%
2021	-8.48%
2020	+34.73%
2019	+32.22%

Master data		Conditions		Other figures	
Fund type	Single fund	Issue surcharge	0.00%	Minimum investment	UNT 0
Category	Equity	Planned administr. fee	0.00%	Savings plan	-
Sub category	Mixed Sectors	Deposit fees	0.00%	UCITS / OGAW	Yes
Fund domicile	Luxembourg	Redemption charge	0.00%	Performance fee	0.00%
Tranch volume	(05/22/2024) USD 1,926.35 mill.	Ongoing charges	-	Redeployment fee	0.00%
Total volume	(05/22/2024) USD 6,812.99 mill.	Dividends		Investment company	
Launch date	11/23/2004			JPMorgan AM (EU)	
KESt report funds	No			PO Box 275, 2012, Luxembourg	
Business year start	01.07.			Luxembourg	
Sustainability type	-			https://www.jpmorganassetmanagement.de	
Fund manager	Austin Forey, Leon Eidelman				

Performance	1M	6M	YTD	1Y	2Y	3Y	5Y	Since start
Performance	+8.40%	+9.99%	+5.85%	+10.20%	+11.67%	-22.18%	+21.94%	+366.90%
Performance p.a.	-	-	-	+10.17%	+5.67%	-8.03%	+4.04%	+8.22%
Sharpe ratio	13.21	1.40	0.97	0.49	0.12	-0.65	0.01	0.21
Volatility	12.35%	12.43%	12.38%	12.96%	16.02%	18.25%	20.30%	21.10%
Worst month	-	-4.62%	-4.62%	-6.02%	-11.38%	-11.38%	-15.24%	-26.06%
Best month	-	7.55%	4.47%	7.55%	15.99%	15.99%	15.99%	16.13%
Maximum loss	-1.29%	-6.76%	-5.82%	-12.91%	-20.58%	-44.01%	-48.63%	-

## Distribution permission

Austria, Germany, Switzerland, Luxembourg

<sup>1</sup> Important note on update status: The displayed date refers exclusively to the calculation of the NAV.

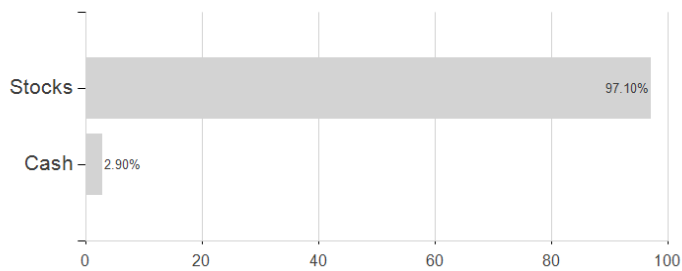
## JPM Emerging Markets Equity X (acc) - USD / LU0143811551 / 541284 / JPMorgan AM (EU)

2 The Mountain-View Data Fund Rating calculates a comparative ranking for funds using yield, volatility and trend data. For more information visit [MVD Funds Rating](#)

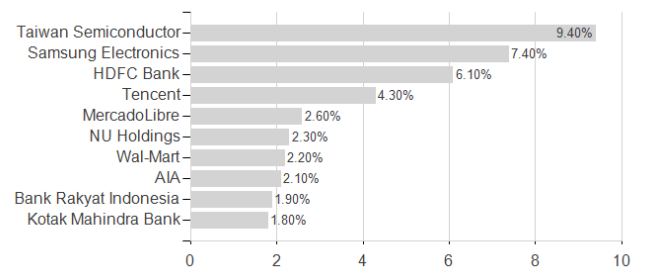
3 Displays the Ethical-Dynamical Ratio calculated according to standard criteria. The maximum value is 100. For more information visit [EDA](#)

### Assessment Structure

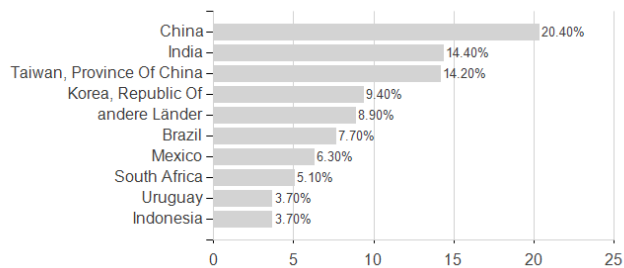
#### Assets



#### Largest positions



#### Countries



#### Branches

