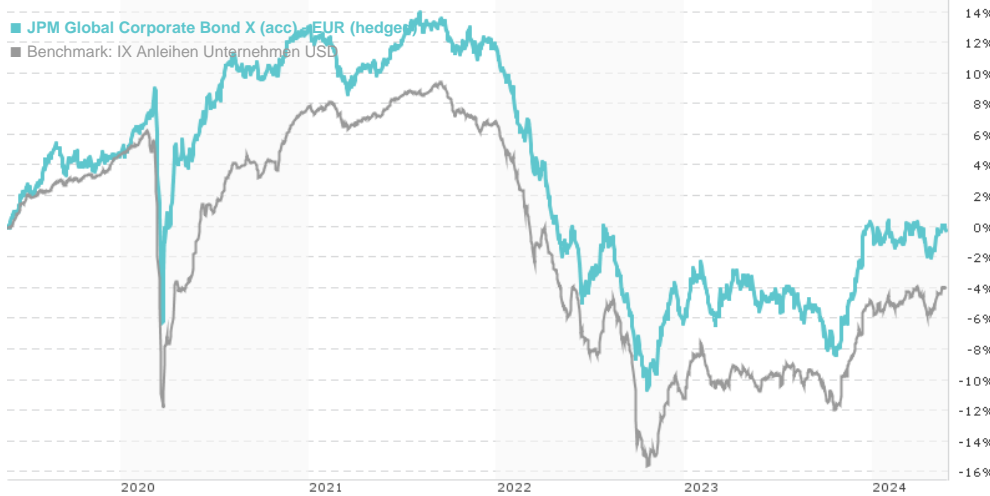


JPM Global Corporate Bond X (acc) - EUR (hedged) / LU0854410783 / A1J72C / JPMorgan AM (EU)

Last 05/23/2024 ¹	Region	Branch	Type of yield	Type
93.13 EUR	Worldwide	Corporate Bonds	reinvestment	Fixed-Income Fund



Risk key figures

SRI 1 2 3 4 5 6 7

Mountain-View Funds Rating² EDA³

68

Yearly Performance

2023	+6.97%
2022	-16.17%
2021	-1.18%
2020	+8.07%
2019	+10.14%

Master data		Conditions		Other figures	
Fund type	Single fund	Issue surcharge	0.00%	Minimum investment	UNT 0
Category	Bonds	Planned administr. fee	0.00%	Savings plan	-
Sub category	Corporate Bonds	Deposit fees	0.00%	UCITS / OGAW	Yes
Fund domicile	Luxembourg	Redemption charge	0.00%	Performance fee	0.00%
Tranch volume	(05/23/2024) USD 23.06 mill.	Ongoing charges	-	Redeployment fee	0.00%
Total volume	(05/23/2024) USD 5,701.69 mill.	Dividends		Investment company	
Launch date	11/20/2012	JPMorgan AM (EU)			
KESt report funds	No	PO Box 275, 2012, Luxembourg			
Business year start	01.07.	Luxembourg			
Sustainability type	-	https://www.jpmorganassetmanagement.de			
Fund manager	Lisa Coleman, Andreas Michalitsianos, Lorenzo Napolitano, Usman Naeem				

Performance	1M	6M	YTD	1Y	2Y	3Y	5Y	Since start
Performance	+1.11%	+4.70%	-0.42%	+5.16%	+0.99%	-9.65%	-0.04%	+19.23%
Performance p.a.	-	-	-	+5.15%	+0.49%	-3.33%	-0.01%	+1.54%
Sharpe ratio	2.45	1.17	-1.03	0.25	-0.53	-1.24	-0.62	-0.49
Volatility	4.30%	5.09%	4.74%	5.41%	6.27%	5.77%	6.20%	4.68%
Worst month	-	-1.91%	-1.91%	-1.91%	-4.92%	-4.92%	-6.14%	-6.14%
Best month	-	4.38%	3.86%	4.38%	4.38%	4.38%	4.72%	4.72%
Maximum loss	-0.73%	-2.47%	-2.47%	-4.72%	-10.71%	-21.57%	-21.57%	-

Distribution permission

Austria, Germany, Switzerland, Luxembourg

¹ Important note on update status: The displayed date refers exclusively to the calculation of the NAV.

² The Mountain-View Data Fund Rating calculates a comparative ranking for funds using yield, volatility and trend data. For more information visit [MVD Funds Rating](#)

DISCLAIMER: The information on this page are for informational purposes only and should neither an offer to sell nor a solicitation for the purchase of the security or recommendation in favor of the security to be understood. baha GmbH assumes no liability despite thorough searches for the accuracy of the data.

Funds data from: [www.mountain-view.com](#). Fact Sheet created by: [www.baha.com](#)

Created: 05/26/2024

JPM Global Corporate Bond X (acc) - EUR (hedged) / LU0854410783 / A1J72C / JPMorgan AM (EU)

Investment strategy

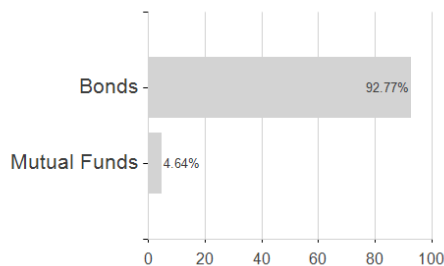
The Sub-Fund is actively managed. The majority of issuers in the Sub-Fund are likely to be represented in the benchmark because the Investment Manager uses it as a basis for portfolio construction, but has some discretion to deviate from its composition and risk characteristics within indicative risk parameters. The Sub-Fund will resemble the composition and risk characteristics of its benchmark, however, the Investment Manager's discretion may result in performance that differs from the benchmark. At least 67% of assets invested, either directly or through derivatives, in investment grade corporate debt securities from issuers anywhere in the world, including emerging markets. The Sub-Fund may also invest in global debt securities issued by governments, including local governments (up to 5%), but excluding supranationals and agencies. The Sub-Fund may invest up to 20% in below investment grade debt securities. The Sub-Fund may invest in unrated debt securities to a limited extent.

Investment goal


To achieve a return in excess of global corporate bond markets by investing primarily in global investment grade corporate debt securities, using derivatives where appropriate.

Assessment Structure

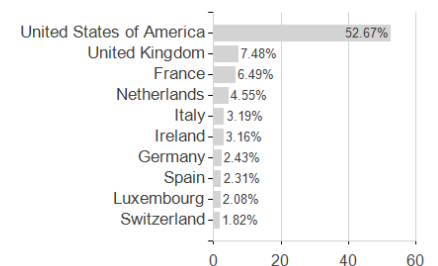
Assets



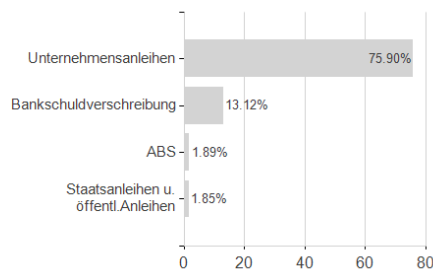
Largest positions



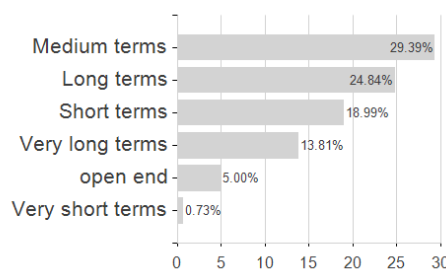
Countries



Issuer



Duration



Currencies

