

## DWS Invest ESG Top EuroLa.IC / LU0616864954 / DWS07P / DWS Investment SA

Last 06/03/2024 <sup>1</sup>	Region	Branch	Type of yield	Type
202.59 EUR	Euroland	Mixed Sectors	reinvestment	Equity Fund



## Risk key figures

SRI 1 2 3 4 5 6 7

Mountain-View Funds Rating<sup>2</sup>EDA<sup>3</sup> 81

## Yearly Performance

2023	+19.87%
2022	-18.95%
2021	+19.79%
2020	+8.10%
2019	+34.36%

Master data		Conditions		Other figures	
Fund type	Single fund	Issue surcharge	0.00%	Minimum investment	GBP 10,000,000.00
Category	Equity	Planned administr. fee	0.00%	Savings plan	-
Sub category	Mixed Sectors	Deposit fees	0.00%	UCITS / OGAW	Yes
Fund domicile	Luxembourg	Redemption charge	0.00%	Performance fee	0.00%
Tranch volume	(06/03/2024) EUR 11.73 mill.	Ongoing charges	-	Redeployment fee	0.00%
Total volume	(03/28/2024) EUR 527.69 mill.	Dividends		Investment company	
Launch date	4/25/2014	DWS Investment SA			
KESr report funds	Yes	Mainzer Landstraße 11-17, 60329, Frankfurt am Main			
Business year start	01.01.	Germany			
Sustainability type	Ethics/ecology	https://www.dws.de			
Fund manager	Kuemet, Frank				

Performance	1M	6M	YTD	1Y	2Y	3Y	5Y	Since start
Performance	+2.71%	+13.97%	+11.42%	+17.55%	+27.20%	+14.77%	+63.51%	+92.83%
Performance p.a.	-	-	-	+17.60%	+12.76%	+4.69%	+10.32%	+9.06%
Sharpe ratio	4.08	2.50	2.30	1.16	0.54	0.05	0.33	0.30
Volatility	8.14%	10.54%	11.14%	11.96%	16.57%	18.20%	19.72%	17.51%
Worst month	-	-1.98%	-1.98%	-4.59%	-11.13%	-11.13%	-14.87%	-14.87%
Best month	-	3.75%	3.75%	8.17%	10.94%	10.94%	17.60%	17.60%
Maximum loss	-1.80%	-4.60%	-3.63%	-10.95%	-16.04%	-29.94%	-37.47%	-

## Distribution permission

Austria, Germany, Switzerland

<sup>1</sup> Important note on update status: The displayed date refers exclusively to the calculation of the NAV.

<sup>2</sup> The Mountain-View Data Fund Rating calculates a comparative ranking for funds using yield, volatility and trend data. For more information visit [MVD Funds Rating](#)

<sup>3</sup> Displays the Ethical-Dynamical Ratio calculated according to standard criteria. The maximum value is 100. For more information visit [EDA](#)

## DWS Invest ESG Top EuroLa.IC / LU0616864954 / DWS07P / DWS Investment SA

### Investment strategy

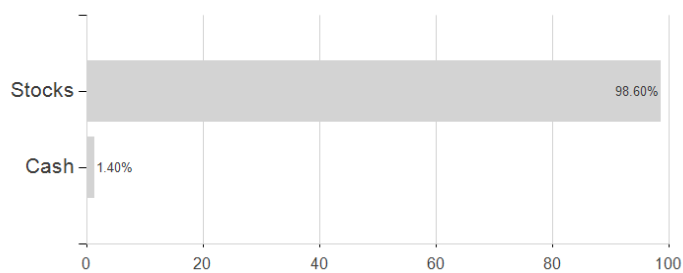
In order to achieve this, the fund invests primarily in equities of issuers with a high market capitalization and who have their headquarters in a member state of the European Economic and Monetary Union. In addition, the fund manager endeavors to manage a concentrated portfolio e.g. comprising 40 to 60 different securities. Depending on the market situation, the management may deviate from the above-mentioned diversification target. When selecting suitable investments, environmental and social aspects and the principles of good corporate governance (ESG criteria) are taken into consideration. These aspects are of essential importance for the investment strategy. In this context, the selection of individual investments is the responsibility of the fund management. The return of the product is reflected by the daily calculated net asset value per unit and the distribution amount if applicable. The majority of the fund's securities or their issuers are expected to be components of the benchmark.

### Investment goal

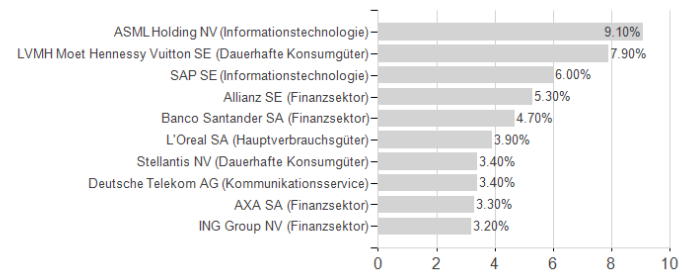
The fund is actively managed. The fund is managed in reference to a benchmark. The fund promotes environmental and social characteristics and is subject to the disclosure requirements of a financial product in accordance with article 8(1) of Regulation (EU) 2019/2088 on sustainability-related disclosures in the financial services sector. More ESG information is available in the sales prospectus and on the DWS website. The objective of the investment policy is to achieve capital appreciation that exceeds the benchmark (EURO STOXX 50 (RI)).

### Assessment Structure

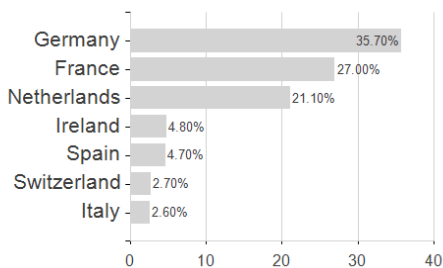
#### Assets



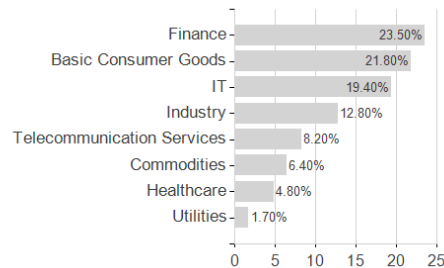
#### Largest positions



#### Countries



#### Branches



#### Currencies

