

DWS Invest Multi Opport.NDQ / LU1054321861 / DWS1M3 / DWS Investment SA

Last 05/16/2024 ¹	Region	Branch	Type of yield	Type
90.97 EUR	Worldwide	Mixed fund/flexible	paying dividend	Mixed Fund

■ DWS Invest Multi Opport.NDQ
■ Benchmark: IX DF Mischfonds flexibel



Risk key figures

SRI 1 2 3 4 5 6 7

Mountain-View Funds Rating² EDA³

79

Yearly Performance

2023	+6.71%
2022	-9.02%
2021	+11.69%
2020	-5.01%
2019	+12.09%

Master data		Conditions		Other figures	
Fund type	Single fund	Issue surcharge	2.00%	Minimum investment	UNT 0
Category	Mixed Fund	Planned administr. fee	0.00%	Savings plan	-
Sub category	Mixed fund/flexible	Deposit fees	0.00%	UCITS / OGAW	Yes
Fund domicile	Luxembourg	Redemption charge	0.00%	Performance fee	0.00%
Tranch volume	(05/16/2024) EUR 59.96 mill.	Ongoing charges	-	Redeployment fee	0.00%
Total volume	(03/28/2024) EUR 291.57 mill.	Dividends		Investment company	
Launch date	6/4/2014	17.04.2024	0.68 EUR	DWS Investment SA Mainzer Landstraße 11-17, 60329, Frankfurt am Main Germany https://www.dws.de	
KESr report funds	Yes	17.01.2024	0.66 EUR		
Business year start	01.01.	18.10.2023	0.21 EUR		
Sustainability type	-	18.07.2023	0.21 EUR		
Fund manager	Henning Potstada & Thomas Graby	20.04.2023	0.22 EUR		

Performance	1M	6M	YTD	1Y	2Y	3Y	5Y	Since start
Performance	+2.15%	+8.48%	+5.03%	+6.59%	+8.63%	+8.05%	+13.94%	+14.64%
Performance p.a.	-	-	-	+6.57%	+4.22%	+2.61%	+2.64%	+1.83%
Sharpe ratio	4.16	3.30	2.31	0.63	0.07	-0.20	-0.18	-0.35
Volatility	6.16%	4.25%	4.49%	4.40%	5.78%	5.88%	6.51%	5.71%
Worst month	-	-1.27%	-1.27%	-2.17%	-4.76%	-4.76%	-11.49%	-11.49%
Best month	-	3.72%	2.98%	3.72%	4.97%	4.97%	5.75%	5.75%
Maximum loss	-0.84%	-2.17%	-2.17%	-4.93%	-8.77%	-13.37%	-21.08%	-

Distribution permission

Austria, Germany, Switzerland, Luxembourg

¹ Important note on update status: The displayed date refers exclusively to the calculation of the NAV.

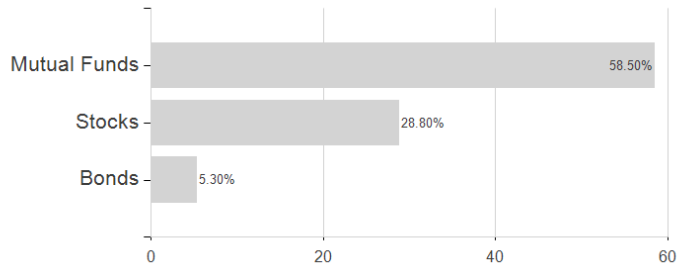
² The Mountain-View Data Fund Rating calculates a comparative ranking for funds using yield, volatility and trend data. For more information visit [MVD Funds Rating](#)

³ Displays the Ethical-Dynamical Ratio calculated according to standard criteria. The maximum value is 100. For more information visit [EDA](#)

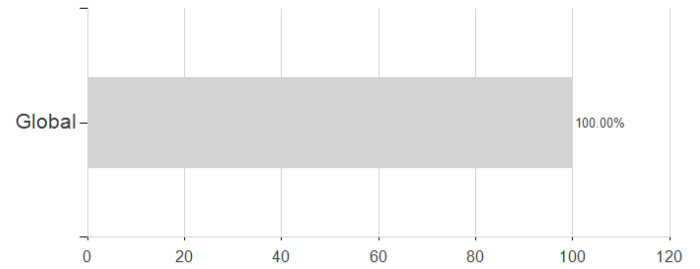
DWS Invest Multi Opport.NDQ / LU1054321861 / DWS1M3 / DWS Investment SA

Assessment Structure

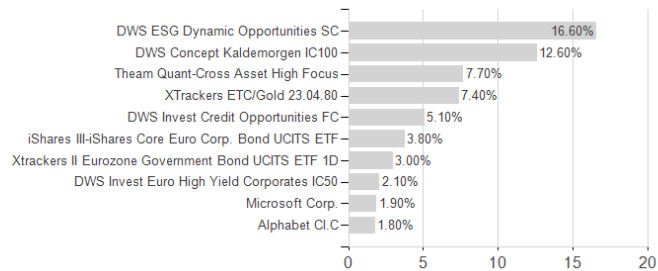
Assets



Countries



Largest positions



Currencies

