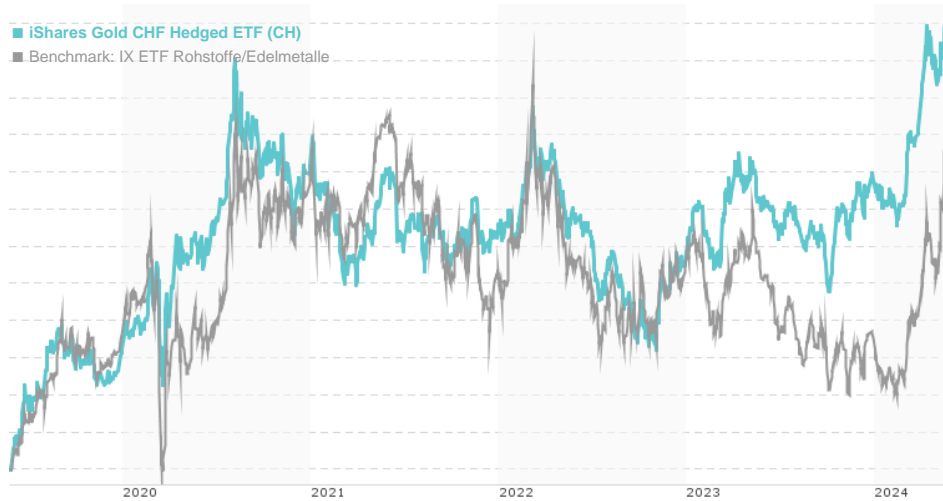


iShares Gold CHF Hedged ETF (CH) / CH0104136285 / A0YDPY / BlackRock AM (CH)

| Last 05/23/2024 ¹ | Region | Branch | Type of yield | Type |
|------------------------------|-----------|-----------------|---------------|----------------------|
| 163.75 CHF | Worldwide | ETF Commodities | reinvestment | Alternative Investm. |



Risk key figures

SRI [1](#) [2](#) [3](#) [4](#) [5](#) [6](#) [7](#)

Mountain-View Funds Rating² EDA³

- -

Yearly Performance

| | |
|------|---------|
| 2023 | +8.47% |
| 2022 | -3.74% |
| 2021 | -5.58% |
| 2020 | +21.24% |
| 2019 | +14.23% |

| Master data | | Conditions | | Other figures | |
|---------------------|---------------------------------------|------------------------|-------|---|-------|
| Fund type | Single fund | Issue surcharge | 5.00% | Minimum investment | UNT 0 |
| Category | Special Type | Planned administr. fee | 0.00% | Savings plan | - |
| Sub category | ETF Commodities | Deposit fees | 0.10% | UCITS / OGAW | - |
| Fund domicile | Switzerland | Redemption charge | 3.00% | Performance fee | 0.00% |
| Tranch volume | - | Ongoing charges | - | Redeployment fee | 0.00% |
| Total volume | (05/23/2024) CHF 400.85 mill. | Dividends | | Investment company | |
| Launch date | 10/5/2009 | | | BlackRock AM (CH) | |
| KESr report funds | No | | | Bahnhofstrasse 39, 8001, Zürich | |
| Business year start | 01.06. | | | Switzerland | |
| Sustainability type | - | | | https://www.blackrock.com | |
| Fund manager | BlackRock Asset Management Schweiz AG | | | | |

| Performance | 1M | 6M | YTD | 1Y | 2Y | 3Y | 5Y | Since start |
|------------------|--------|---------|---------|---------|---------|---------|---------|-------------|
| Performance | +0.88% | +15.61% | +12.37% | +14.37% | +16.03% | +11.96% | +55.50% | +57.58% |
| Performance p.a. | - | - | - | +14.33% | +7.71% | +3.84% | +9.22% | +3.16% |
| Sharpe ratio | 0.46 | 2.16 | 2.24 | 0.84 | 0.30 | 0.00 | 0.36 | -0.04 |
| Volatility | 16.06% | 13.94% | 14.05% | 12.54% | 13.19% | 13.76% | 15.06% | 15.35% |
| Worst month | - | -0.79% | -0.79% | -4.03% | -5.52% | -7.44% | -7.44% | -14.57% |
| Best month | - | 7.78% | 7.78% | 7.78% | 7.95% | 7.95% | 10.79% | 13.62% |
| Maximum loss | -2.93% | -5.06% | -4.95% | -9.27% | -14.12% | -21.93% | -25.14% | - |

Distribution permission

Switzerland

¹ Important note on update status: The displayed date refers exclusively to the calculation of the NAV.

² The Mountain-View Data Fund Rating calculates a comparative ranking for funds using yield, volatility and trend data. For more information visit [MVD Funds Rating](#)

³ Displays the Ethical-Dynamical Ratio calculated according to standard criteria. The maximum value is 100. For more information visit [EDA](#)

DISCLAIMER: The information on this page are for informational purposes only and should neither an offer to sell nor a solicitation for the purchase of the security or recommendation in favor of the security to be understood. baha GmbH assumes no liability despite thorough searches for the accuracy of the data.

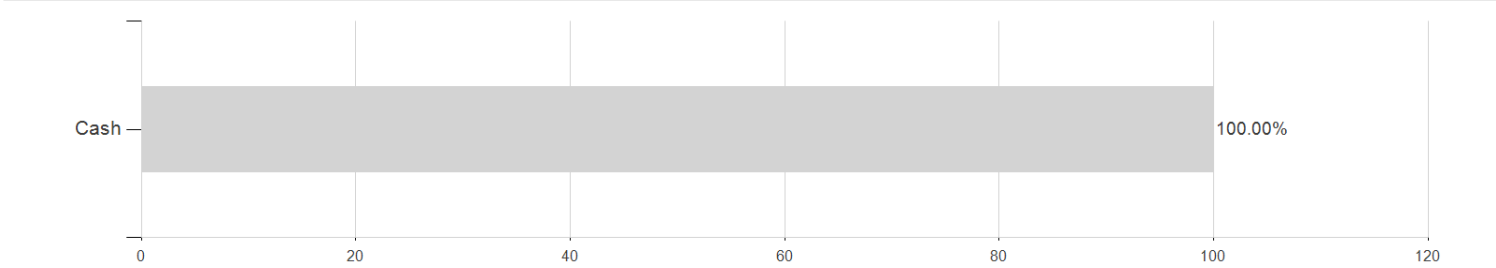
Funds data from: www.mountain-view.com. Fact Sheet created by: www.baha.com

Created: 05/26/2024

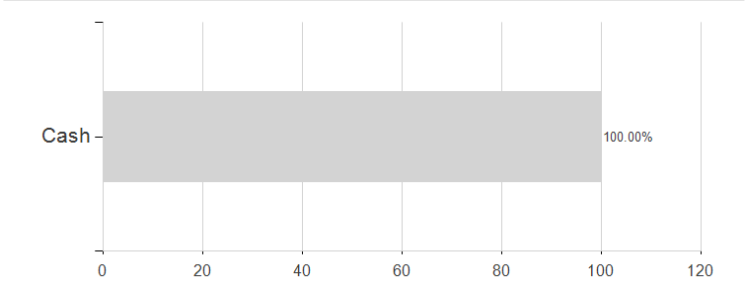
iShares Gold CHF Hedged ETF (CH) / CH0104136285 / A0YDPY / BlackRock AM (CH)

Assessment Structure

Assets



Countries



Currencies

