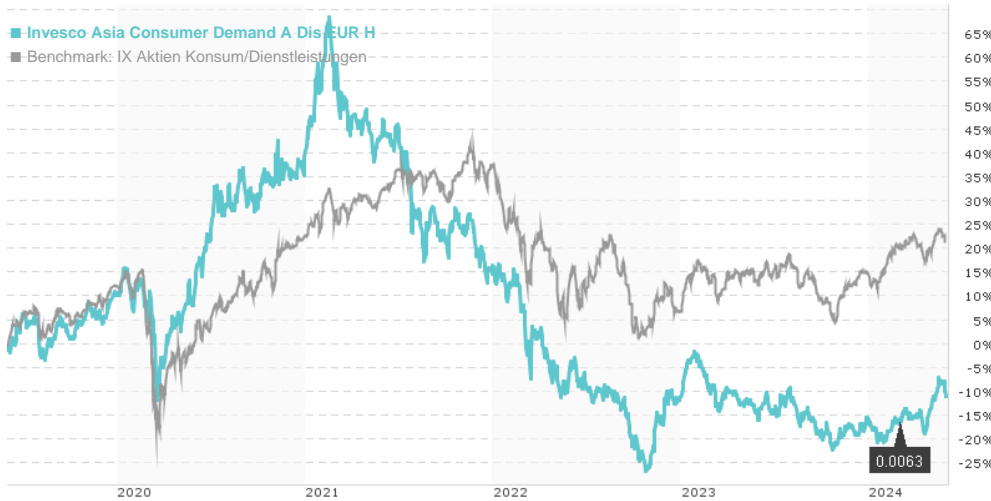


Invesco Asia Consumer Demand A Dis EUR H / LU1075207917 / A117PT / Invesco Management

Last 05/31/2024 ¹	Region	Branch	Type of yield	Type
8.70 EUR	Asia (excl. Japan)	Sector Consumer Goods	paying dividend	Equity Fund



Risk key figures

SRI 1 2 3 4 5 6 7

Mountain-View Funds Rating² EDA³

73

Yearly Performance

2023	-4.38%
2022	-23.95%
2021	-17.09%
2020	+27.43%
2019	+14.06%

Master data		Conditions		Other figures	
Fund type	Single fund	Issue surcharge	5.00%	Minimum investment	EUR 1,000.00
Category	Equity	Planned administr. fee	0.00%	Savings plan	-
Sub category	Sector Consumer Goods	Deposit fees	0.01%	UCITS / OGAW	Yes
Fund domicile	Luxembourg	Redemption charge	0.00%	Performance fee	0.00%
Tranch volume	(05/31/2024) USD 0.001 mill.	Ongoing charges	-	Redeployment fee	0.00%
Total volume	(05/31/2024) USD 311.78 mill.	Dividends		Investment company	
Launch date	7/23/2014	01.03.2024	0.01 EUR	Invesco Management	
KESt report funds	Yes	An der Welle 5, 60322, Frankfurt am Main			
Business year start	29.02.	Germany			
Sustainability type	-	https://www.de.invesco.com			
Fund manager	Mike Shiao, William Yuen, Shekhar Sambhshivan				

Performance	1M	6M	YTD	1Y	2Y	3Y	5Y	Since start
Performance	+3.08%	+7.36%	+5.03%	+5.79%	-7.57%	-38.77%	-10.42%	-4.11%
Performance p.a.	-	-	-	+5.78%	-3.86%	-15.07%	-2.18%	-0.58%
Sharpe ratio	2.81	0.83	0.65	0.14	-0.46	-1.00	-0.30	-0.24
Volatility	13.91%	13.81%	13.72%	14.42%	16.49%	18.80%	19.79%	18.24%
Worst month	-	-6.39%	-6.39%	-6.39%	-11.97%	-12.67%	-12.67%	-12.98%
Best month	-	5.19%	5.03%	6.09%	17.52%	17.52%	17.52%	17.52%
Maximum loss	-4.29%	-6.39%	-6.37%	-14.29%	-24.53%	-50.17%	-56.47%	-

Distribution permission

Austria, Germany, Switzerland, Luxembourg

¹ Important note on update status: The displayed date refers exclusively to the calculation of the NAV.

² The Mountain-View Data Fund Rating calculates a comparative ranking for funds using yield, volatility and trend data. For more information visit [MVD Funds Rating](#)

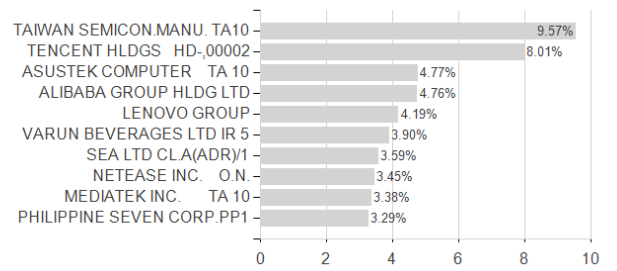
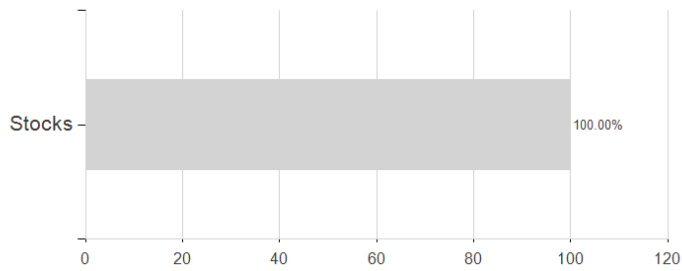
³ Displays the Ethical-Dynamical Ratio calculated according to standard criteria. The maximum value is 100. For more information visit [EDA](#)

Invesco Asia Consumer Demand A Dis EUR H / LU1075207917 / A117PT / Invesco Management

Assessment Structure

Assets

Largest positions



Countries

Branches

Currencies

