

## Invesco Global F&O Fd.C USD / LU1218204631 / A14SD7 / Invesco Management

Last 05/28/2024 <sup>1</sup>	Region	Branch	Type of yield	Type
20.92 USD	Worldwide	Mixed Sectors	reinvestment	Equity Fund

■ Invesco Global F&O Fd.C USD  
■ Benchmark: IX Aktien Welt USD



### Risk key figures

SRI 1 2 3 4 5 6 7

Mountain-View Funds Rating<sup>2</sup>

▲ ▲ ▲ ▲ ▲ ▲

EDA<sup>3</sup>

78

### Yearly Performance

2023	+42.01%
2022	-25.41%
2021	+26.75%
2020	+6.93%
2019	+28.44%

Master data		Conditions		Other figures	
Fund type	Single fund	Issue surcharge	5.00%	Minimum investment	USD 1,000,000.00
Category	Equity	Planned administr. fee	0.00%	Savings plan	-
Sub category	Mixed Sectors	Deposit fees	0.01%	UCITS / OGAW	Yes
Fund domicile	Luxembourg	Redemption charge	0.00%	Performance fee	0.00%
Tranch volume	(05/28/2024) USD 3.22 mill.	Ongoing charges	-	Redeployment fee	0.00%
Total volume	(05/28/2024) USD 70.78 mill.	Dividends		Investment company	
Launch date	5/20/2015	Invesco Management			
KESr report funds	Yes	An der Welle 5, 60322, Frankfurt am Main			
Business year start	29.02.	Germany			
Sustainability type	-	<a href="https://www.de.invesco.com">https://www.de.invesco.com</a>			
Fund manager	Joe Dowling				

Performance	1M	6M	YTD	1Y	2Y	3Y	5Y	Since start
Performance	+3.36%	+21.98%	+14.82%	+35.76%	+53.26%	+34.19%	+97.73%	+105.30%
Performance p.a.	-	-	-	+35.87%	+23.83%	+10.29%	+14.59%	+10.46%
Sharpe ratio	4.83	4.05	3.16	2.76	1.08	0.33	0.52	0.36
Volatility	9.88%	11.23%	11.76%	11.66%	18.62%	19.42%	20.71%	18.56%
Worst month	-	-2.23%	-2.23%	-3.77%	-10.81%	-10.81%	-16.29%	-16.29%
Best month	-	12.22%	6.12%	12.22%	12.22%	12.22%	13.87%	13.87%
Maximum loss	-1.19%	-3.85%	-3.85%	-9.17%	-20.30%	-34.36%	-36.76%	-

### Distribution permission

Austria, Germany, Switzerland

<sup>1</sup> Important note on update status: The displayed date refers exclusively to the calculation of the NAV.

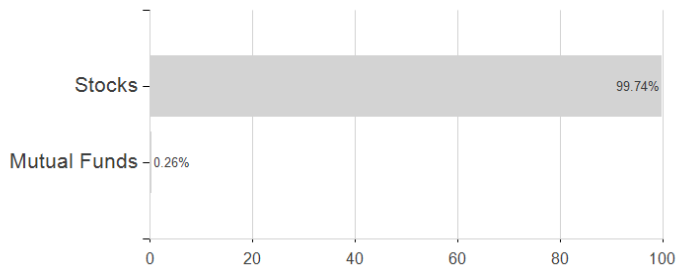
<sup>2</sup> The Mountain-View Data Fund Rating calculates a comparative ranking for funds using yield, volatility and trend data. For more information visit [MVD Funds Rating](#)

<sup>3</sup> Displays the Ethical-Dynamical Ratio calculated according to standard criteria. The maximum value is 100. For more information visit [EDA](#)

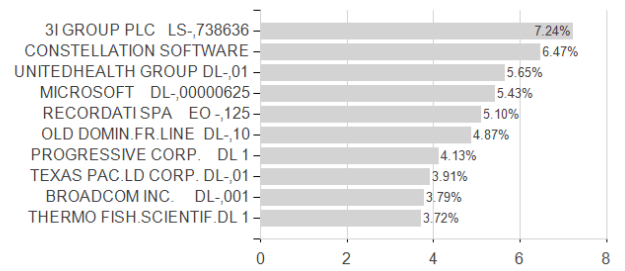
## Invesco Global F&O Fd.C USD / LU1218204631 / A14SD7 / Invesco Management

### Assessment Structure

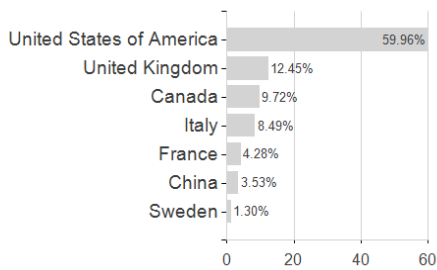
#### Assets



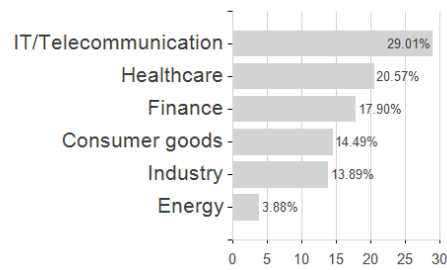
#### Largest positions



#### Countries



#### Branches



#### Currencies

