

Wellington GI.Quality Gro.Fd.S JPY / LU1387223339 / A2AGD4 / Wellington (LU)

Last 06/04/2024 ¹	Region	Branch	Type of yield	Type
36422.00 JPY	Worldwide	Mixed Sectors	reinvestment	Equity Fund

Wellington GI.Quality Gro.Fd.S JPY
Benchmark: IX Aktien Welt



Risk key figures

SRI 1 2 3 4 5 6 7

Mountain-View Funds Rating² EDA³

64

Yearly Performance

2023	+30.43%
2022	-14.13%
2021	+31.35%
2020	+16.45%
2019	+30.23%

Master data		Conditions		Other figures	
Fund type	Single fund	Issue surcharge	0.00%	Minimum investment	USD 1,000,000.00
Category	Equity	Planned administr. fee	0.00%	Savings plan	-
Sub category	Mixed Sectors	Deposit fees	0.00%	UCITS / OGAW	Yes
Fund domicile	Luxembourg	Redemption charge	0.00%	Performance fee	0.00%
Tranch volume	(06/04/2024) USD 33,791.85 mill.	Ongoing charges	-	Redeployment fee	0.00%
Total volume	(06/04/2024) USD 6,396.25 mill.	Dividends		Investment company	
Launch date	4/15/2016			Wellington (LU)	
KESt report funds	No			280 Congress Street, 02210, Boston, Massachusetts	
Business year start	01.01.			United States of America	
Sustainability type	-			https://www.wellington.com	
Fund manager	John Boselli, CFA				

Performance	1M	6M	YTD	1Y	2Y	3Y	5Y	Since start
Performance	+1.91%	+23.56%	+23.08%	+39.94%	+49.80%	+56.91%	+141.25%	+229.49%
Performance p.a.	-	-	-	+39.94%	+22.43%	+16.19%	+19.24%	+18.19%
Sharpe ratio	2.24	3.80	4.81	2.82	1.09	0.69	0.74	0.75
Volatility	10.34%	12.91%	12.44%	12.86%	17.12%	18.06%	20.84%	19.30%
Worst month	-	-1.30%	-1.30%	-1.30%	-9.17%	-9.17%	-10.71%	-10.71%
Best month	-	8.16%	8.16%	9.64%	10.32%	10.32%	10.94%	10.94%
Maximum loss	-2.53%	-3.56%	-3.56%	-6.39%	-12.65%	-19.03%	-31.23%	-

Distribution permission

Austria, Germany, Switzerland

¹ Important note on update status: The displayed date refers exclusively to the calculation of the NAV.

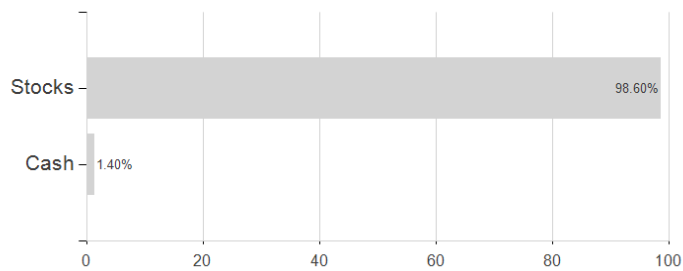
Wellington GI.Quality Gro.Fd.S JPY / LU1387223339 / A2AGD4 / Wellington (LU)

2 The Mountain-View Data Fund Rating calculates a comparative ranking for funds using yield, volatility and trend data. For more information visit [MVD Funds Rating](#)

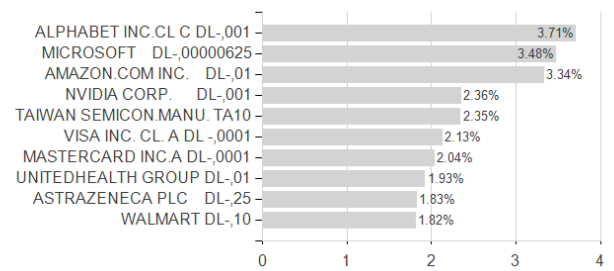
3 Displays the Ethical-Dynamical Ratio calculated according to standard criteria. The maximum value is 100. For more information visit [EDA](#)

Assessment Structure

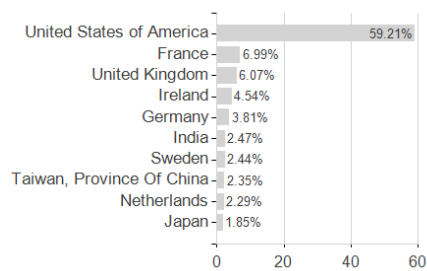
Assets



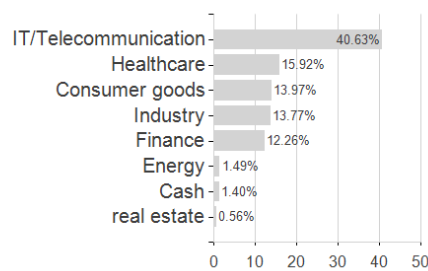
Largest positions



Countries



Branches



Currencies

