

Wellington GI.Quality Gro.Fd.J JPY / LU1366139282 / A2AEL0 / Wellington (LU)

Last 05/24/2024 ¹	Region	Branch	Type of yield	Type
37053.00 JPY	Worldwide	Mixed Sectors	reinvestment	Equity Fund



Risk key figures

SRI 1 2 3 4 5 6 7

Mountain-View Funds Rating²EDA³ 64

Yearly Performance

2023	+30.69%
2022	-13.96%
2021	+31.62%
2020	+16.68%
2019	+30.51%

Master data		Conditions		Other figures	
Fund type	Single fund	Issue surcharge	0.00%	Minimum investment	USD 5,000,000.00
Category	Equity	Planned administr. fee	0.00%	Savings plan	-
Sub category	Mixed Sectors	Deposit fees	0.00%	UCITS / OGAW	Yes
Fund domicile	Luxembourg	Redemption charge	0.00%	Performance fee	0.00%
Tranch volume	(05/24/2024) USD 15,583.09 mill.	Ongoing charges	-	Redeployment fee	0.00%
Total volume	(05/24/2024) USD 6,475.18 mill.	Dividends		Investment company	
Launch date	4/27/2016			Wellington (LU)	
KESt report funds	No			280 Congress Street, 02210, Boston, Massachusetts	
Business year start	01.01.			United States of America	
Sustainability type	-			https://www.wellington.com	
Fund manager	John Boselli, CFA				

Performance	1M	6M	YTD	1Y	2Y	3Y	5Y	Since start
Performance	+5.50%	+24.72%	+26.37%	+48.80%	+66.77%	+64.94%	+145.42%	+242.16%
Performance p.a.	-	-	-	+48.64%	+29.09%	+18.13%	+19.65%	+18.91%
Sharpe ratio	7.44	4.11	6.30	3.46	1.47	0.80	0.76	0.78
Volatility	11.82%	12.73%	12.38%	13.01%	17.23%	18.01%	20.85%	19.32%
Worst month	-	-0.43%	-0.43%	-1.21%	-9.15%	-9.15%	-10.70%	-10.70%
Best month	-	8.18%	8.18%	9.66%	10.34%	10.34%	10.96%	10.96%
Maximum loss	-2.84%	-3.58%	-3.56%	-6.37%	-12.60%	-18.98%	-31.21%	-

Distribution permission

Austria, Germany, Switzerland, Luxembourg

¹ Important note on update status: The displayed date refers exclusively to the calculation of the NAV.

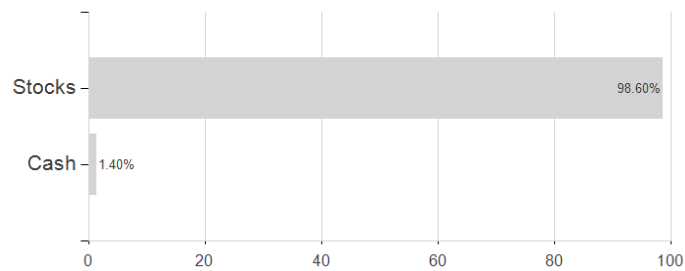
Wellington GI.Quality Gro.Fd.J JPY / LU1366139282 / A2AEL0 / Wellington (LU)

2 The Mountain-View Data Fund Rating calculates a comparative ranking for funds using yield, volatility and trend data. For more information visit [MVD Funds Rating](#)

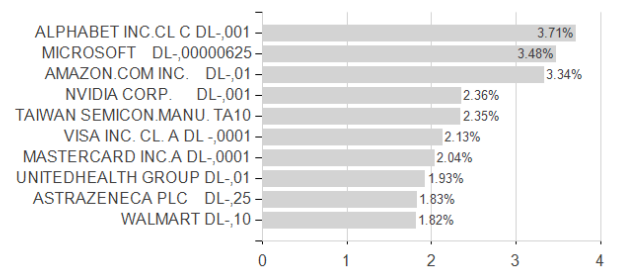
3 Displays the Ethical-Dynamical Ratio calculated according to standard criteria. The maximum value is 100. For more information visit [EDA](#)

Assessment Structure

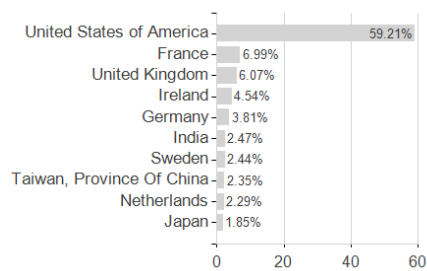
Assets



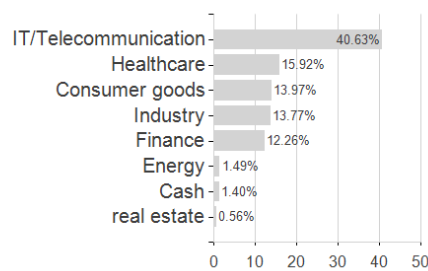
Largest positions



Countries



Branches



Currencies

