

Invesco FTSE RAFI UK 100 UCITS ETF / IE00B23LNN70 / A0M2EL / Invesco IM

Last 05/24/2024 ¹	Country	Branch	Type of yield	Type
12.64 GBP	United Kingdom	ETF Stocks	paying dividend	Alternative Investm.

■ Invesco FTSE RAFI UK 100 UCITS ETF
■ Benchmark: IX ETF Aktien Großbritannien



Risk key figures

SRI 1 2 3 4 5 6 7

Mountain-View Funds Rating² EDA³

56

Yearly Performance

2023	+8.08%
2022	+10.15%
2021	+23.04%
2020	-16.68%
2019	+13.29%

Master data		Conditions		Other figures	
Fund type	Single fund	Issue surcharge	0.00%	Minimum investment	UNT 1
Category	Equity	Planned administr. fee	0.00%	Savings plan	-
Sub category	ETF Stocks	Deposit fees	0.00%	UCITS / OGAW	Yes
Fund domicile	Ireland	Redemption charge	0.00%	Performance fee	0.00%
Tranch volume	-	Ongoing charges	-	Redeployment fee	0.00%
Total volume	(05/24/2024) GBP 10.97 mill.	Dividends		Investment company	
Launch date	12/3/2007	14.03.2024	0.07 GBP	Invesco IM	
KESr report funds	No	14.12.2023	0.10 GBP		
Business year start	01.10.	14.09.2023	0.14 GBP		
Sustainability type	-	15.06.2023	0.18 GBP		
Fund manager	Invesco Capital Management LLC	16.03.2023	0.06 GBP	https://www.invescomanagementcompany.ie	

Performance	1M	6M	YTD	1Y	2Y	3Y	5Y	Since start
Performance	+3.99%	+13.77%	+10.46%	+15.71%	+19.99%	+39.93%	+43.35%	+47.36%
Performance p.a.	-	-	-	+15.66%	+9.53%	+11.84%	+7.46%	+5.89%
Sharpe ratio	7.54	2.71	2.54	1.08	0.43	0.56	0.19	0.12
Volatility	7.59%	9.55%	9.89%	11.04%	13.22%	14.49%	19.52%	17.79%
Worst month	-	-2.22%	-2.22%	-6.39%	-6.39%	-6.39%	-16.14%	-16.14%
Best month	-	5.77%	5.77%	5.77%	7.22%	7.22%	18.52%	18.52%
Maximum loss	-1.82%	-4.59%	-4.59%	-5.44%	-11.05%	-11.05%	-36.90%	-

Distribution permission

Germany, Switzerland

¹ Important note on update status: The displayed date refers exclusively to the calculation of the NAV.

² The Mountain-View Data Fund Rating calculates a comparative ranking for funds using yield, volatility and trend data. For more information visit [MVD Funds Rating](#)

³ Displays the Ethical-Dynamical Ratio calculated according to standard criteria. The maximum value is 100. For more information visit [EDA](#)

Invesco FTSE RAFI UK 100 UCITS ETF / IE00B23LNN70 / A0M2EL / Invesco IM

Investment strategy

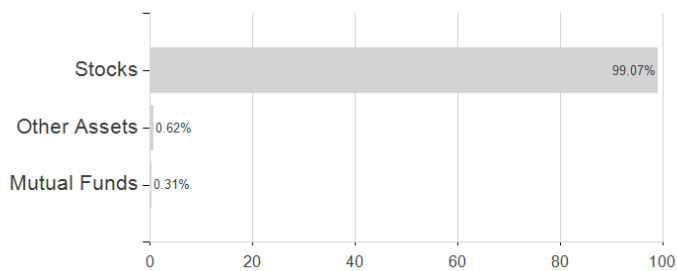
The Index represents the performance of the largest 100 UK companies based on the fundamental value of the components of the Index. The fundamental value is based on four measures of firm size: book value (the percentage representation of each stock using the latest available book value), income (the percentage representation of each stock using cash flow averaged over the prior five years), sales (the percentage representation of each stock using only sales figures averaged over the prior five years) and dividends (the percentage representation of each stock using gross dividend distributions averaged over the prior five years).

Investment goal

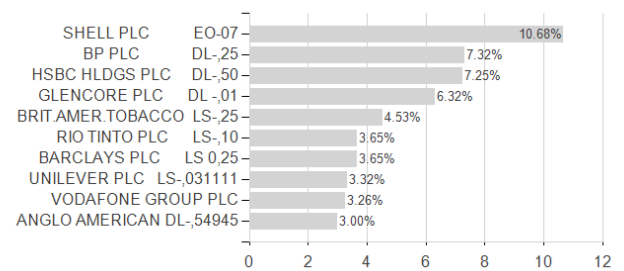
The objective of the Fund is to generate a return on capital and income, which, before expenses, would correspond to, or track, the return on the FTSE RAFI UK 100 Index (Net Total Return) in GBP (the "Index") by replicating all of the constituents of the Index.

Assessment Structure

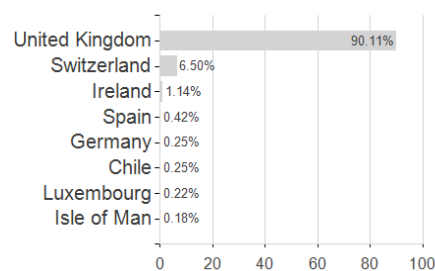
Assets



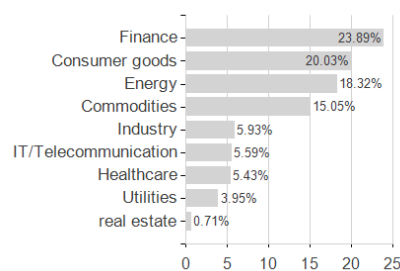
Largest positions



Countries



Branches



Currencies

