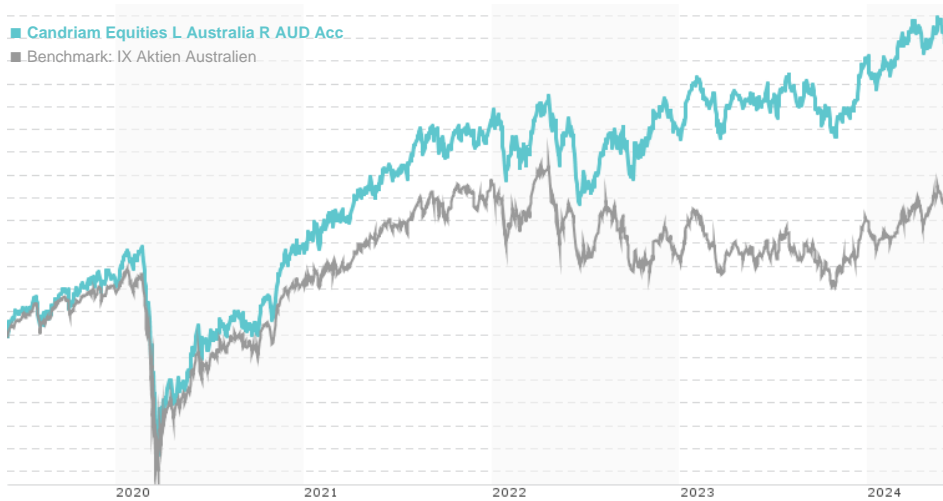


Candriam Equities L Australia R AUD Acc / LU0942225839 / A3C0D7 / Candriam

Last 06/04/2024 ¹	Country	Branch	Type of yield	Type
237.82 AUD	Australia	Mixed Sectors	reinvestment	Equity Fund

■ Candriam Equities L Australia R AUD Acc
■ Benchmark: IX Aktien Australien



Risk key figures

SRI 1 2 3 4 5 6 7

Mountain-View Funds Rating²EDA³ 69

Yearly Performance

2023	+10.96%
2022	-0.84%
2021	+23.43%
2020	+6.72%
2019	+28.83%

Master data		Conditions		Other figures	
Fund type	Single fund	Issue surcharge	3.50%	Minimum investment	UNT 0
Category	Equity	Planned administr. fee	0.00%	Savings plan	-
Sub category	Mixed Sectors	Deposit fees	0.00%	UCITS / OGAW	Yes
Fund domicile	Luxembourg	Redemption charge	0.00%	Performance fee	0.00%
Tranch volume	(06/04/2024) AUD 3.32 mill.	Ongoing charges	-	Redeployment fee	0.00%
Total volume	(06/04/2024) AUD 216.39 mill.	Dividends		Investment company	
Launch date	11/8/2013	Candriam			
KESr report funds	No	19-21 route d'Arlon, 8009, Strassen			
Business year start	01.01.	Luxembourg			
Sustainability type	-	www.candriam.com			
Fund manager	Paul Xiradis, John Grace				

Performance	1M	6M	YTD	1Y	2Y	3Y	5Y	Since start
Performance	+0.59%	+10.30%	+3.49%	+9.01%	+16.13%	+21.45%	+66.25%	+137.82%
Performance p.a.	-	-	-	+9.01%	+7.79%	+6.69%	+10.69%	+8.53%
Sharpe ratio	0.32	1.59	0.41	0.46	0.30	0.21	0.38	0.30
Volatility	12.18%	11.29%	11.30%	11.30%	13.26%	14.00%	18.36%	16.09%
Worst month	-	-2.35%	-2.35%	-4.10%	-9.26%	-9.26%	-22.71%	-22.71%
Best month	-	7.04%	7.04%	7.04%	7.04%	8.10%	11.45%	11.45%
Maximum loss	-3.19%	-4.53%	-4.53%	-8.85%	-10.66%	-15.63%	-38.12%	-

Distribution permission

Austria, Germany, Switzerland

¹ Important note on update status: The displayed date refers exclusively to the calculation of the NAV.

² The Mountain-View Data Fund Rating calculates a comparative ranking for funds using yield, volatility and trend data. For more information visit [MVD Funds Rating](#)

³ Displays the Ethical-Dynamical Ratio calculated according to standard criteria. The maximum value is 100. For more information visit [EDA](#)

Candriam Equities L Australia R AUD Acc / LU0942225839 / A3C0D7 / Candriam

Investment strategy

Shares of companies whose registered offices and/or principal activities are in Australia. Within the limits of the fund's investment objective and policy, the management team makes discretionary investment choices in the portfolio based on its analyses of the characteristics and growth prospects of the assets traded. The fund does not have sustainable investment as its objective and does not specifically promote environmental and/or social characteristics. The fund may make use of derivative products for both investment and hedging purposes (to protect against future unfavourable financial events). The fund is managed actively and the investment approach implies a reference to a benchmark (the index). The index measures the performance of the 500 largest securities of the Australian equity market.

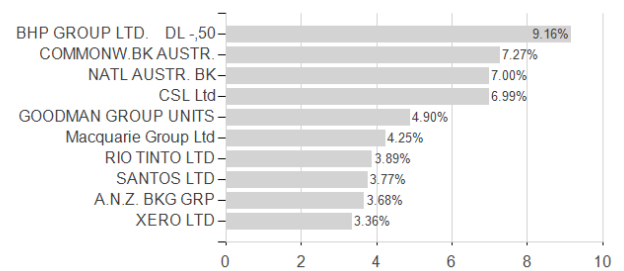
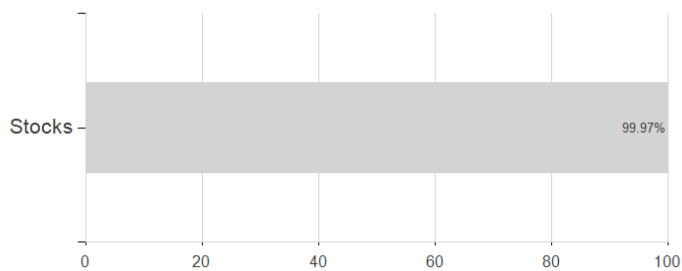
Investment goal

The fund seeks to achieve capital growth by investing in the principal assets traded and to outperform the benchmark.

Assessment Structure

Assets

Largest positions



Countries

Branches

Currencies

