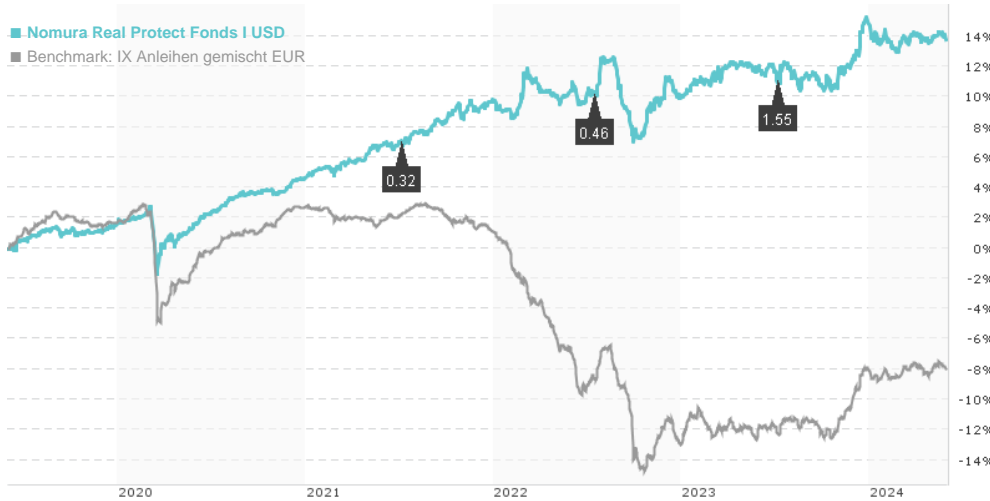


## Nomura Real Protect Fonds I USD / DE000A1XDW54 / A1XDW5 / Nomura AM (EU)

Last 05/29/2024 <sup>1</sup>	Region	Branch	Type of yield	Type
113.47 USD	Worldwide	Bonds: Mixed	paying dividend	Fixed-Income Fund

■ Nomura Real Protect Fonds I USD  
■ Benchmark: IX Anleihen gemischt EUR



### Risk key figures

SRI 1 2 3 4 5 6 7

Mountain-View Funds Rating<sup>2</sup> EDA<sup>3</sup>

57

### Yearly Performance

2023	+4.58%
2022	+0.12%
2021	+4.95%
2020	+3.03%
2019	+3.73%

Master data		Conditions		Other figures	
Fund type	Single fund	Issue surcharge	2.00%	Minimum investment	USD 1,000,000.00
Category	Bonds	Planned administr. fee	0.00%	Savings plan	-
Sub category	Bonds: Mixed	Deposit fees	0.10%	UCITS / OGAW	Yes
Fund domicile	Germany	Redemption charge	0.00%	Performance fee	0.00%
Tranch volume	-	Ongoing charges	-	Redeployment fee	0.00%
Total volume	-	Dividends		Investment company	
Launch date	1/20/2017	06.07.2023	1.55 USD	Nomura AM (EU) Gräfstraße 109, 60487, Frankfurt am Main Germany https://www.nomura.com	
KESr report funds	No	14.07.2022	0.46 USD		
Business year start	01.04.	05.07.2021	0.32 USD		
Sustainability type	-	21.07.2020	0.20 USD		
Fund manager	Teamansatz	22.07.2019	0.38 USD		

Performance	1M	6M	YTD	1Y	2Y	3Y	5Y	Since start
Performance	+0.06%	+1.19%	-1.02%	+1.68%	+3.07%	+6.46%	+14.25%	+16.84%
Performance p.a.	-	-	-	+1.68%	+1.52%	+2.11%	+2.70%	+2.14%
Sharpe ratio	-1.86	-0.49	-2.52	-0.70	-0.73	-0.59	-0.44	-0.70
Volatility	1.63%	2.84%	2.49%	3.00%	3.11%	2.85%	2.50%	2.37%
Worst month	-	-0.85%	-0.85%	-0.85%	-3.68%	-3.68%	-3.68%	-3.68%
Best month	-	2.35%	2.35%	2.35%	2.40%	2.40%	2.40%	2.40%
Maximum loss	-0.47%	-1.95%	-1.48%	-1.95%	-4.98%	-4.98%	-4.98%	-

### Distribution permission

Austria, Germany

<sup>1</sup> Important note on update status: The displayed date refers exclusively to the calculation of the NAV.

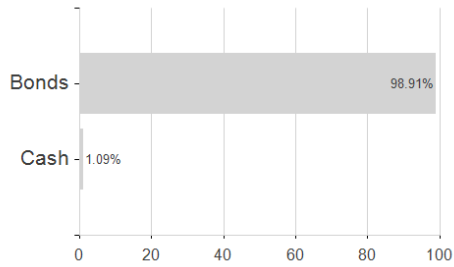
<sup>2</sup> The Mountain-View Data Fund Rating calculates a comparative ranking for funds using yield, volatility and trend data. For more information visit [MVD Funds Rating](#)

<sup>3</sup> Displays the Ethical-Dynamical Ratio calculated according to standard criteria. The maximum value is 100. For more information visit [EDA](#)

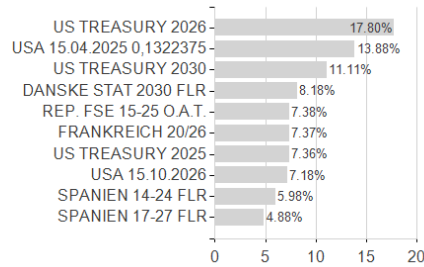
## Nomura Real Protect Fonds I USD / DE000A1XDW54 / A1XDW5 / Nomura AM (EU)

### Assessment Structure

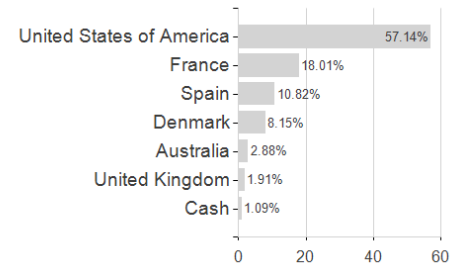
#### Assets



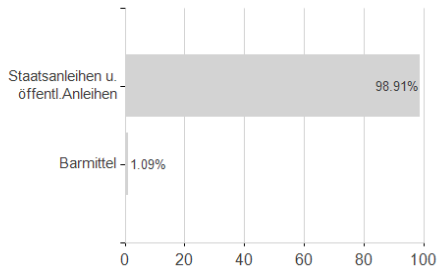
#### Largest positions



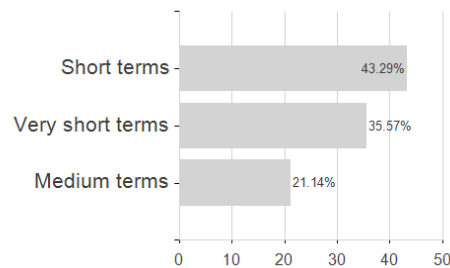
#### Countries



#### Issuer



#### Duration



#### Currencies

