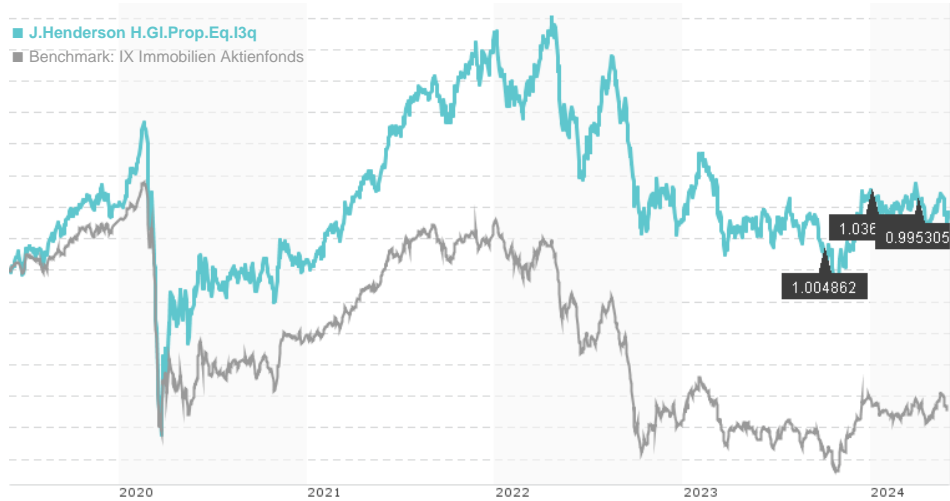


## J.Henderson H.Gl.Prop.Eq.I3q / LU0572951639 / A1W5K1 / Janus Henderson Inv.

Last 05/31/2024 <sup>1</sup>	Region	Branch	Type of yield	Type
145.36 EUR	Worldwide	Real Estate Fund/Equity	paying dividend	Real Estate Investment Fund



## Risk key figures

SRI 1 2 3 4 5 6 7

Mountain-View Funds Rating<sup>2</sup>EDA<sup>3</sup>

-

## Yearly Performance

2023	+4.29%
2022	-21.85%
2021	+35.52%
2020	-7.75%
2019	+32.98%

Master data		Conditions		Other figures	
Fund type	Single fund	Issue surcharge	5.00%	Minimum investment	EUR 1,000,000.00
Category	Real Estate	Planned administr. fee	0.00%	Savings plan	-
Sub category	Real Estate Fund/Equity	Deposit fees	0.65%	UCITS / OGAW	Yes
Fund domicile	Luxembourg	Redemption charge	1.00%	Performance fee	10.00%
Tranch volume	(05/31/2024) USD 133.60 mill.	Ongoing charges	-	Redeployment fee	0.00%
Total volume	(05/29/2024) USD 1,152.42 mill.	Dividends		Investment company	
Launch date	7/12/2013	02.04.2024	1.00 EUR	Janus Henderson Inv. 201 Bishopsgate, EC2M 3AE, London United Kingdom www.janushenderson.com/	
KESr report funds	Yes	02.01.2024	1.04 EUR		
Business year start	01.07.	02.10.2023	1.00 EUR		
Sustainability type	-	03.07.2023	1.27 EUR		
Fund manager	Guy Barnard, Tim Gibson, Greg Kuhl	03.04.2023	1.19 EUR		

Performance	1M	6M	YTD	1Y	2Y	3Y	5Y	Since start
Performance	+0.93%	+4.32%	-2.71%	+2.80%	-12.62%	-6.24%	+10.06%	+43.87%
Performance p.a.	-	-	-	+2.79%	-6.52%	-2.12%	+1.93%	+5.95%
Sharpe ratio	0.55	0.38	-0.81	-0.07	-0.66	-0.39	-0.10	0.13
Volatility	14.15%	13.29%	12.72%	14.01%	15.57%	15.26%	18.08%	16.81%
Worst month	-	-4.80%	-4.80%	-6.33%	-11.68%	-11.68%	-17.66%	-17.66%
Best month	-	7.22%	7.22%	7.22%	10.88%	10.88%	10.88%	10.88%
Maximum loss	-4.65%	-6.30%	-6.30%	-13.64%	-28.21%	-31.40%	-40.03%	-

## Distribution permission

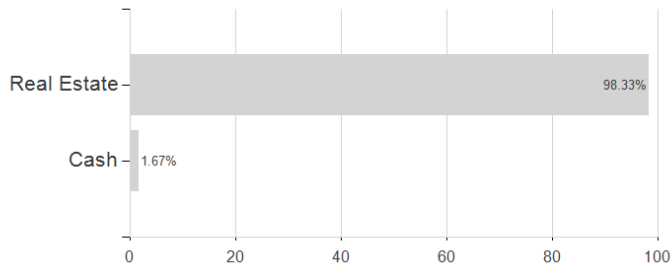
Austria, Germany, Switzerland, Luxembourg

<sup>1</sup> Important note on update status: The displayed date refers exclusively to the calculation of the NAV.<sup>2</sup> The Mountain-View Data Fund Rating calculates a comparative ranking for funds using yield, volatility and trend data. For more information visit [MVD Funds Rating](#)<sup>3</sup> Displays the Ethical-Dynamical Ratio calculated according to standard criteria. The maximum value is 100. For more information visit [EDA](#)

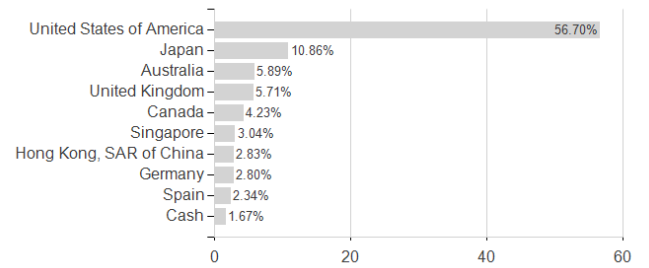
J.Henderson H.Gl.Prop.Eq.I3q / LU0572951639 / A1W5K1 / Janus Henderson Inv.

## Assessment Structure

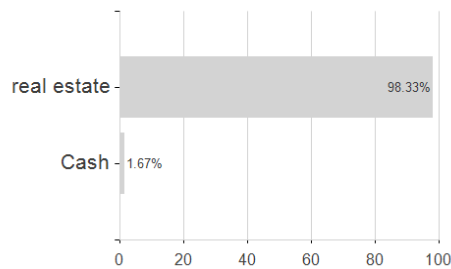
### Assets



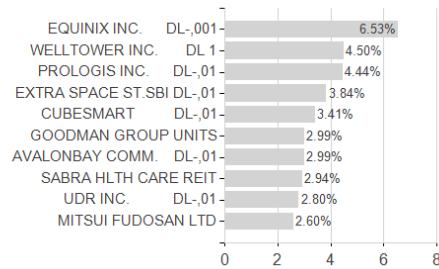
### Countries



### Branches



### Largest positions



### Currencies

