

Nordea 1 Nordic Equity F.BC EUR / LU0841548067 / A1J645 / Nordea Inv. Funds

Last 05/24/2024 ¹	Region	Branch	Type of yield	Type
26.62 EUR	Scandinavia	Mixed Sectors	reinvestment	Equity Fund

■ Nordea 1 Nordic Equity F.BC EUR
■ Benchmark: IX Aktien Skandinavien



Risk key figures

SRI 1 2 3 4 5 6 7

Mountain-View Funds Rating² EDA³

▲ ▲ ▲ ▲ ▲ ▲ 86

Yearly Performance

2023	+5.31%
2022	-10.20%
2021	+27.27%
2020	+18.43%
2019	+23.12%

Master data		Conditions		Other figures	
Fund type	Single fund	Issue surcharge	5.00%	Minimum investment	UNT 0
Category	Equity	Planned administr. fee	0.00%	Savings plan	-
Sub category	Mixed Sectors	Deposit fees	0.00%	UCITS / OGAW	Yes
Fund domicile	Luxembourg	Redemption charge	0.00%	Performance fee	0.00%
Tranch volume	(05/24/2024) EUR 6.45 mill.	Ongoing charges	-	Redeployment fee	0.00%
Total volume	(05/24/2024) EUR 245.33 mill.	Dividends		Investment company	
Launch date	10/8/2012	Nordea Inv. Funds			
KESr report funds	Yes	562, Rue de Neudorf, 2017, Luxembourg			
Business year start	01.01.	Luxembourg			
Sustainability type	-	https://www.nordea.lu			
Fund manager	Nordic, Finnish and Swedish Equities Team				

Performance	1M	6M	YTD	1Y	2Y	3Y	5Y	Since start
Performance	+3.08%	+13.12%	+7.91%	+9.33%	+16.77%	+8.76%	+68.72%	+73.33%
Performance p.a.	-	-	-	+9.30%	+8.05%	+2.84%	+11.02%	+9.48%
Sharpe ratio	4.00	2.62	1.81	0.49	0.31	-0.06	0.42	0.34
Volatility	10.19%	9.33%	9.75%	11.25%	13.54%	15.19%	17.33%	16.56%
Worst month	-	-0.80%	-0.80%	-4.19%	-8.96%	-8.96%	-15.86%	-15.86%
Best month	-	8.60%	5.38%	8.60%	9.77%	9.77%	12.93%	12.93%
Maximum loss	-1.24%	-3.43%	-3.35%	-13.60%	-15.33%	-23.03%	-36.21%	-

Distribution permission

Austria, Germany, Switzerland

¹ Important note on update status: The displayed date refers exclusively to the calculation of the NAV.

² The Mountain-View Data Fund Rating calculates a comparative ranking for funds using yield, volatility and trend data. For more information visit [MVD Funds Rating](#)

³ Displays the Ethical-Dynamical Ratio calculated according to standard criteria. The maximum value is 100. For more information visit [EDA](#)

DISCLAIMER: The information on this page are for informational purposes only and should neither an offer to sell nor a solicitation for the purchase of the security or recommendation in favor of the security to be understood. baha GmbH assumes no liability despite thorough searches for the accuracy of the data.

Funds data from: [www.mountain-view.com](#). Fact Sheet created by: [www.baha.com](#)

Created: 05/27/2024

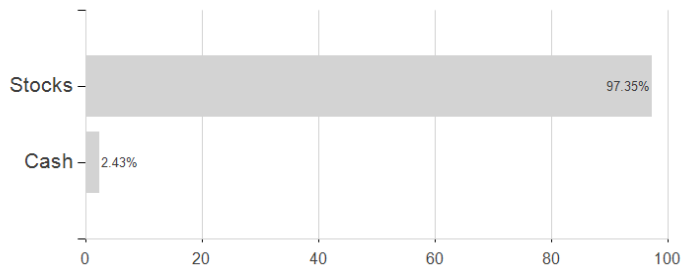
Nordea 1 Nordic Equity F.BC EUR / LU0841548067 / A1J645 / Nordea Inv. Funds

Investment strategy

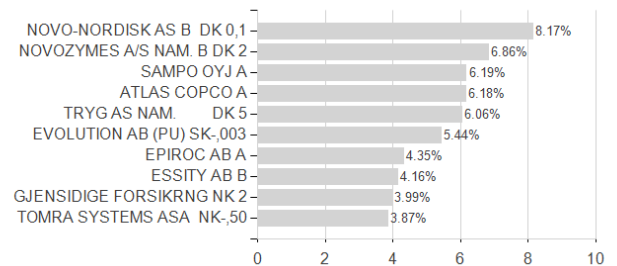
Essentially the funds investment approach involves a fundamental bottom-up process, focusing on internal research and targeting stocks with three common characteristics: attractive valuation, positive earnings momentum and positive news flow. The stock market is screened using both external and internal sources with respect to key parameters, such as FCFy, EV/EBITDA, EV/EBIT, P/E, etc.

Assessment Structure

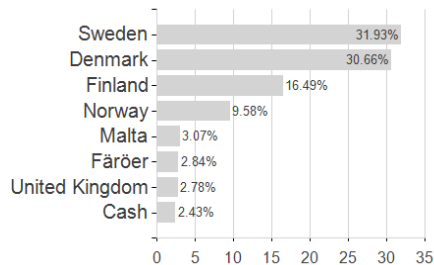
Assets



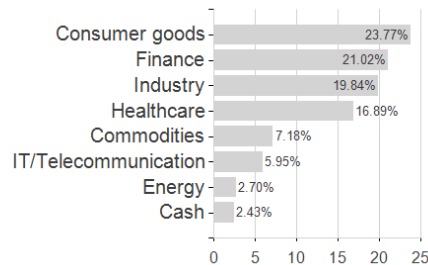
Largest positions



Countries



Branches



Currencies

