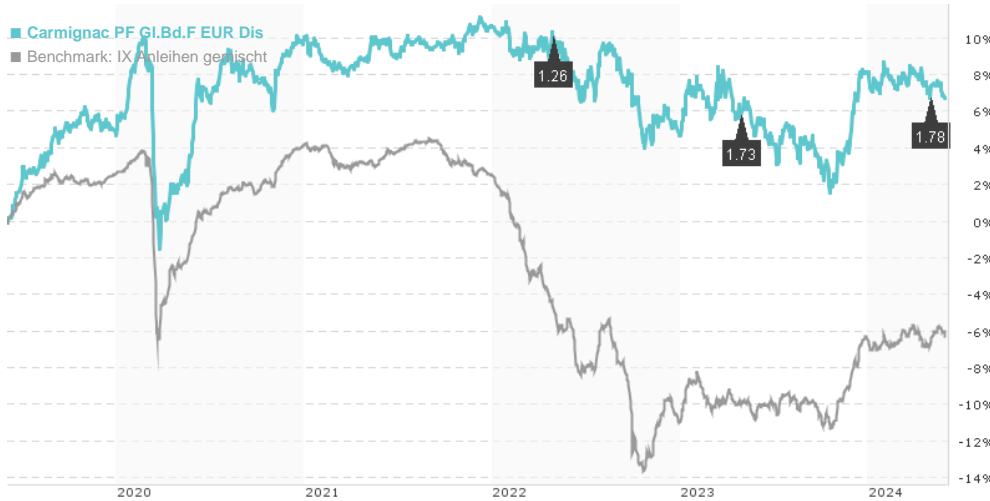


Carmignac PF Gl.Bd.F EUR Dis / LU1792392216 / CARM85 / Carmignac Gestion LU

Last 05/30/2024 ¹	Region	Branch	Type of yield	Type
95.44 EUR	Worldwide	Bonds: Mixed	paying dividend	Fixed-Income Fund



Risk key figures

SRI 1 2 3 4 5 6 7

Mountain-View Funds Rating² EDA³

69

Yearly Performance

2023	+3.32%
2022	-5.31%
2021	+0.50%
2020	+5.07%
2019	+8.77%

Master data		Conditions		Other figures	
Fund type	Single fund	Issue surcharge	0.00%	Minimum investment	UNT 0
Category	Bonds	Planned administr. fee	0.00%	Savings plan	-
Sub category	Bonds: Mixed	Deposit fees	0.00%	UCITS / OGAW	Yes
Fund domicile	Luxembourg	Redemption charge	0.00%	Performance fee	20.00%
Tranch volume	(05/30/2024) EUR 3.30 mill.	Ongoing charges	-	Redeployment fee	0.00%
Total volume	(05/30/2024) EUR 717.94 mill.	Dividends		Investment company	
Launch date	3/16/2018	30.04.2024	1.78 EUR	Carmignac Gestion LU 7 Rue de la Chapell, 1325, Luxembourg Luxembourg www.carmignac.com	
KESr report funds	No	28.04.2023	1.73 EUR		
Business year start	01.01.	29.04.2022	1.26 EUR		
Sustainability type	-	30.04.2021	1.64 EUR		
Fund manager	Abdelak Adjriou	30.04.2020	2.24 EUR		

Performance	1M	6M	YTD	1Y	2Y	3Y	5Y	Since start
Performance	-	+1.68%	-1.35%	+1.40%	-1.51%	-2.86%	+6.77%	+10.12%
Performance p.a.	-	-	-	+1.39%	-0.76%	-0.96%	+1.32%	+1.65%
Sharpe ratio	-	-0.10	-2.13	-0.53	-0.91	-1.06	-0.55	-0.50
Volatility	3.18%	3.69%	3.32%	4.51%	5.01%	4.51%	4.52%	4.30%
Worst month	-	-1.48%	-1.48%	-1.48%	-1.78%	-1.78%	-7.42%	-7.42%
Best month	-	3.08%	3.08%	3.08%	3.08%	3.08%	3.42%	3.42%
Maximum loss	-0.91%	-1.79%	-1.79%	-3.89%	-7.49%	-8.63%	-10.51%	-

Distribution permission

Austria, Germany, Switzerland

¹ Important note on update status: The displayed date refers exclusively to the calculation of the NAV.

² The Mountain-View Data Fund Rating calculates a comparative ranking for funds using yield, volatility and trend data. For more information visit [MVD Funds Rating](#)

³ Displays the Ethical-Dynamical Ratio calculated according to standard criteria. The maximum value is 100. For more information visit [EDA](#)

Carmignac PF GI.Bd.F EUR Dis / LU1792392216 / CARM85 / Carmignac Gestion LU

Investment strategy

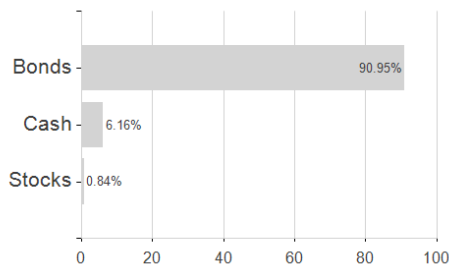
Various sources are used in a bid to outperform: Credit strategies: through an allocation to corporate bonds and emerging debt, Interest rate strategies: the sub-fund may invest in inflation-linked bonds or government bonds from the investment universe and currency strategies: through exposure to major international currencies included in its investment universe. The manager may use Relative Value strategies as performance drivers, looking to take advantage of the relative value between different instruments. Short positions may also be taken through derivatives. The investment universe is international and includes emerging countries. The sub-fund is invested mainly in international bonds. The sub-fund uses derivatives for hedging or arbitrage purposes, or to expose the portfolio to the following risks (directly or via indices): currencies, bonds, credit (up to 30% of net assets), equities (all categories of capitalisation), ETFs, dividends, volatility, variance (the latter two categories for up to 10% of net assets) and commodities.

Investment goal

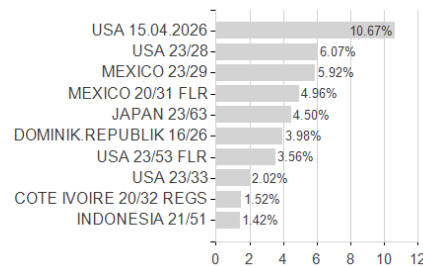
The sub-fund aims to outperform its reference indicator over a period exceeding three years, using an active, discretionary investment strategy based on strategic and tactical positions as well as arbitrage on all international fixed income and currency markets. The reference indicator is the JP Morgan Global Government Bond Index, coupons reinvested.

Assessment Structure

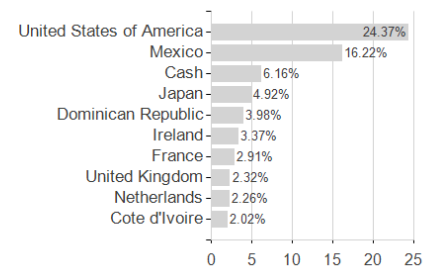
Assets



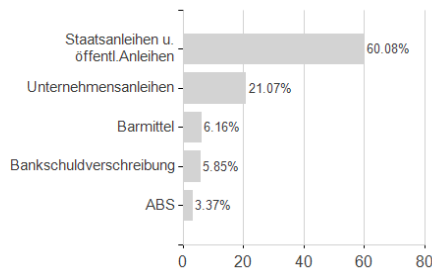
Largest positions



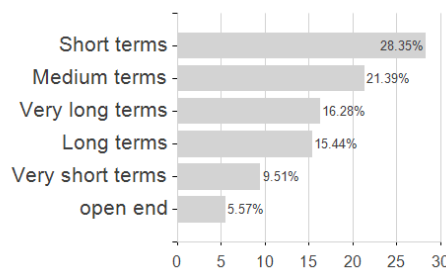
Countries



Issuer



Duration



Currencies

