

## JPM Europe Select Equity A (dist) - GBP / LU1718418442 / A2H7CN / JPMorgan AM (EU)

Last 05/30/2024 <sup>1</sup>	Region	Branch	Type of yield	Type
142.11 GBP	Europe	Mixed Sectors	paying dividend	Equity Fund



## Risk key figures

SRI 1 2 3 4 5 6 7

Mountain-View Funds Rating<sup>2</sup>EDA<sup>3</sup> 71

## Yearly Performance

2023	+15.79%
2022	-8.54%
2021	+16.05%
2020	+5.98%
2019	+20.30%

Master data		Conditions		Other figures	
Fund type	Single fund	Issue surcharge	5.00%	Minimum investment	USD 35,000.00
Category	Equity	Planned administr. fee	0.00%	Savings plan	-
Sub category	Mixed Sectors	Deposit fees	0.00%	UCITS / OGAW	Yes
Fund domicile	Luxembourg	Redemption charge	0.50%	Performance fee	0.00%
Tranch volume	(05/30/2024) EUR 0.116 mill.	Ongoing charges	-	Redeployment fee	0.00%
Total volume	(05/30/2024) EUR 1,791.45 mill.	Dividends		Investment company	
Launch date	2/23/2018	08.03.2024	1.35 GBP	JPMorgan AM (EU) PO Box 275, 2012, Luxembourg Luxembourg <a href="https://www.jpmorganassetmanagement.de">https://www.jpmorganassetmanagement.de</a>	
KESr report funds	No	08.03.2023	1.60 GBP		
Business year start	01.01.	08.03.2022	0.87 GBP		
Sustainability type	-	09.03.2021	0.54 GBP		
Fund manager	Rajesh Tanna, Timothy Lewis, Maciej Wasilewicz	10.03.2020	1.37 GBP		

Performance	1M	6M	YTD	1Y	2Y	3Y	5Y	Since start
Performance	+1.67%	+11.13%	+6.58%	+12.72%	+24.75%	+22.91%	+50.30%	+50.00%
Performance p.a.	-	-	-	+12.68%	+11.67%	+7.12%	+8.48%	+6.69%
Sharpe ratio	2.07	2.11	1.29	0.82	0.58	0.22	0.28	0.18
Volatility	8.98%	9.45%	10.14%	10.88%	13.72%	14.97%	16.83%	16.08%
Worst month	-	-0.73%	-0.73%	-2.91%	-8.27%	-8.27%	-11.38%	-11.38%
Best month	-	4.95%	4.27%	4.95%	7.44%	7.44%	13.74%	13.74%
Maximum loss	-2.21%	-4.48%	-3.87%	-6.15%	-10.81%	-19.81%	-29.10%	-

## Distribution permission

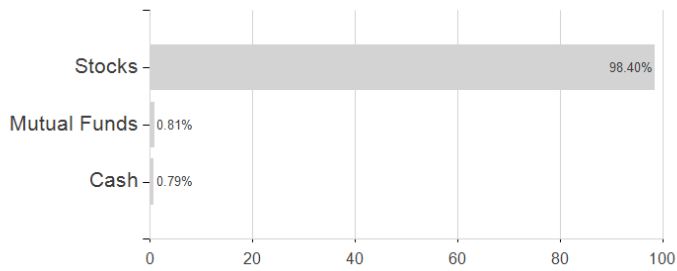
Austria, Germany, Switzerland, Luxembourg

<sup>1</sup> Important note on update status: The displayed date refers exclusively to the calculation of the NAV.<sup>2</sup> The Mountain-View Data Fund Rating calculates a comparative ranking for funds using yield, volatility and trend data. For more information visit [MVD Funds Rating](#)<sup>3</sup> Displays the Ethical-Dynamical Ratio calculated according to standard criteria. The maximum value is 100. For more information visit [EDA](#)

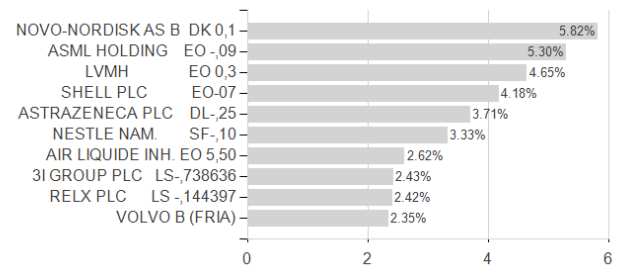
## JPM Europe Select Equity A (dist) - GBP / LU1718418442 / A2H7CN / JPMorgan AM (EU)

### Assessment Structure

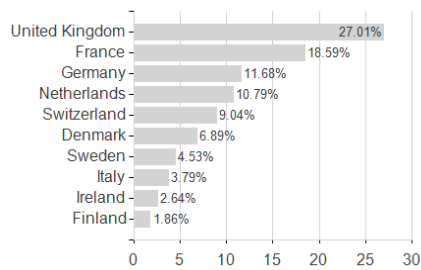
#### Assets



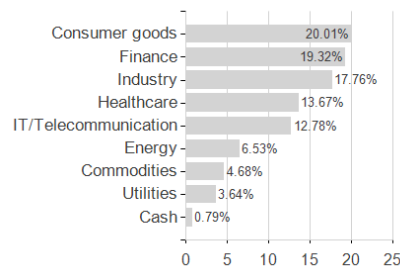
#### Largest positions



#### Countries



#### Branches



#### Currencies

