

Vontobel Fund (CH) - Swiss Equity Multi Factor S CHF / CH0311189556 / A2JKQF / Vontobel Fonds S.

Last 05/30/2024 ¹	Country	Branch	Type of yield	Type
190.17 CHF	Switzerland	Mixed Sectors	paying dividend	Equity Fund

■ Vontobel Fund (CH) - Swiss Equity Multi Factor S CHF
■ Benchmark: IX Aktien Schweiz



Risk key figures

SRI 1 2 3 4 5 6 7

Mountain-View Funds Rating²

EDA³

▲ ▲ ▲ ▲ ▲ ▲

Yearly Performance

2023	+13.57%
2022	-14.95%
2021	+18.68%
2020	+1.26%
2019	+32.26%

Master data		Conditions		Other figures	
Fund type	Single fund	Issue surcharge	5.00%	Minimum investment	UNT 0
Category	Equity	Planned administr. fee	0.00%	Savings plan	-
Sub category	Mixed Sectors	Deposit fees	0.00%	UCITS / OGAW	-
Fund domicile	Switzerland	Redemption charge	0.00%	Performance fee	0.00%
Tranch volume	(05/30/2024) CHF 218.60 mill.	Ongoing charges	-	Redeployment fee	0.00%
Total volume	(05/30/2024) CHF 238.42 mill.	Dividends		Investment company	
Launch date	1/26/2016	08.06.2023	4.80 CHF	Vontobel Fonds S. Gotthardstrasse 43, 8022, Zürich Switzerland https://www.vontobel.com	
KESr report funds	No	08.06.2022	3.40 CHF		
Business year start	29.02.	08.06.2021	3.40 CHF		
Sustainability type	-				
Fund manager	Franziska von Haase				

Performance	1M	6M	YTD	1Y	2Y	3Y	5Y	Since start
Performance	+5.18%	+9.68%	+6.75%	+11.73%	+10.75%	+10.16%	+38.51%	+66.56%
Performance p.a.	-	-	-	+11.70%	+5.23%	+3.28%	+6.73%	+7.43%
Sharpe ratio	10.44	1.92	1.57	0.79	0.11	-0.04	0.18	0.24
Volatility	7.77%	8.70%	8.70%	10.10%	12.65%	13.51%	16.03%	15.12%
Worst month	-	-3.22%	-3.22%	-3.72%	-8.26%	-8.26%	-10.97%	-10.97%
Best month	-	6.70%	5.18%	6.70%	6.70%	6.70%	10.18%	10.18%
Maximum loss	-1.37%	-3.94%	-3.94%	-9.36%	-16.22%	-22.79%	-31.32%	-

Distribution permission

Switzerland

¹ Important note on update status: The displayed date refers exclusively to the calculation of the NAV.

² The Mountain-View Data Fund Rating calculates a comparative ranking for funds using yield, volatility and trend data. For more information visit [MVD Funds Rating](#)

³ Displays the Ethical-Dynamical Ratio calculated according to standard criteria. The maximum value is 100. For more information visit [EDA](#)

Vontobel Fund (CH) - Swiss Equity Multi Factor S CHF / CH0311189556 / A2JKQF / Vontobel Fonds S.

Investment strategy

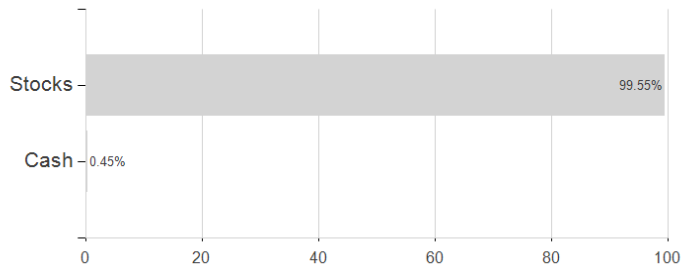
The strategy of this subfund follows a systematic indexing approach and is based on the Vescore Switzerland universe, which is composed of the 50 largest companies listed on the SIX Swiss Exchange and is rebalanced on a quarterly basis. The securities are weighted to ensure that the portfolio is primarily focused on the systematic factors of value, quality, momentum, size and risk. These are the systematic factors which explain a large part of equity market returns.

Investment goal

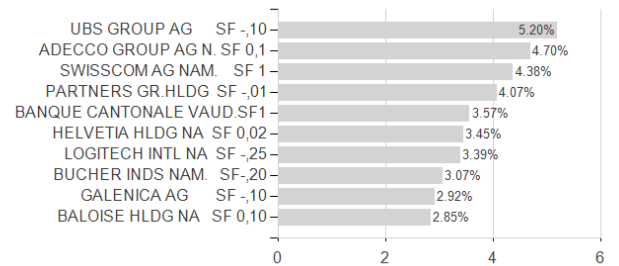
The subfund's investment policy is to achieve long-term capital growth. The subfund mostly invests in equities and equity-like securities of companies represented in the Vescore Switzerland universe.

Assessment Structure

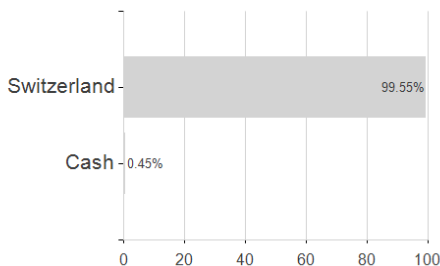
Assets



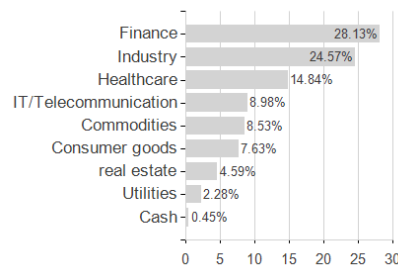
Largest positions



Countries



Branches



Currencies

