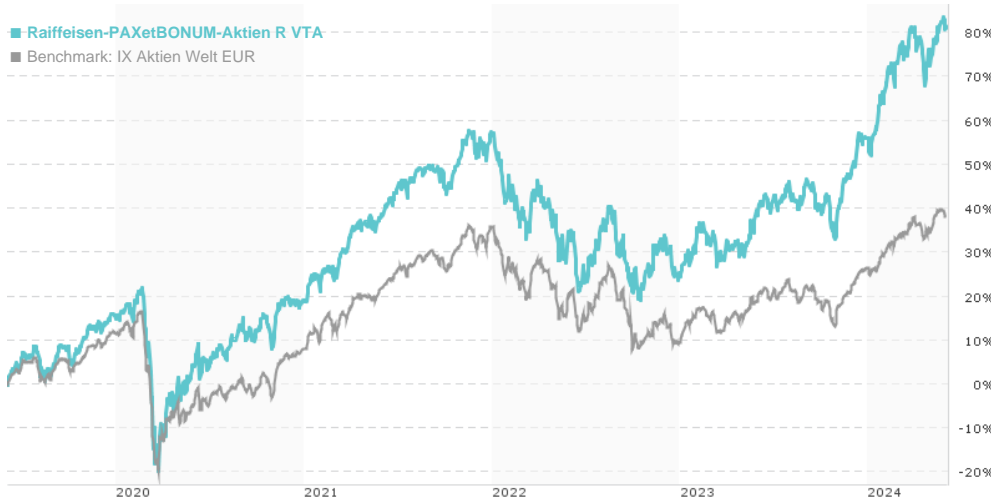


Raiffeisen-PAXetBONUM-Aktien R VTA / AT0000A261H5 / 0A261H / Raiffeisen KAG

Last 06/03/2024 ¹	Region	Branch	Type of yield	Type
172.80 EUR	Worldwide	Mixed Sectors	Full reinvestment	Equity Fund



Risk key figures

SRI 1 2 3 4 5 6 7

Mountain-View Funds Rating² EDA³

▲ ▲ ▲ ▲ ▲ ▲

Yearly Performance

2023	+24.44%
2022	-20.20%
2021	+32.20%
2020	+3.39%

Master data		Conditions		Other figures	
Fund type	Single fund	Issue surcharge	5.00%	Minimum investment	UNT 0
Category	Equity	Planned administr. fee	0.00%	Savings plan	-
Sub category	Mixed Sectors	Deposit fees	0.00%	UCITS / OGAW	Yes
Fund domicile	Austria	Redemption charge	0.00%	Performance fee	0.00%
Tranch volume	(06/03/2024) EUR 8.03 mill.	Ongoing charges	-	Redeployment fee	0.00%
Total volume	(06/03/2024) EUR 30.14 mill.	Dividends		Investment company	
Launch date	4/1/2019	Raiffeisen KAG			
KESr report funds	Yes	Mooslackengasse 12, 1190, Wien			
Business year start	01.04.	Austria			
Sustainability type	Ethics/ecology	https://www.rcm.at			
Fund manager	TEAM				

Performance	1M	6M	YTD	1Y	2Y	3Y	5Y	Since start
Performance	+3.85%	+20.19%	+16.18%	+28.39%	+34.19%	+30.00%	+80.62%	+72.80%
Performance p.a.	-	-	-	+28.48%	+15.82%	+9.14%	+12.54%	+11.14%
Sharpe ratio	4.97	2.91	2.73	1.86	0.77	0.34	0.48	0.41
Volatility	10.52%	14.11%	14.38%	13.32%	15.70%	15.68%	18.21%	18.00%
Worst month	-	-2.67%	-2.67%	-5.36%	-8.23%	-9.00%	-16.17%	-16.17%
Best month	-	6.56%	6.56%	10.64%	10.64%	10.64%	12.13%	12.13%
Maximum loss	-1.50%	-7.29%	-7.29%	-9.15%	-15.21%	-24.42%	-34.25%	-

Distribution permission

Austria, Germany

¹ Important note on update status: The displayed date refers exclusively to the calculation of the NAV.

² The Mountain-View Data Fund Rating calculates a comparative ranking for funds using yield, volatility and trend data. For more information visit [MVD Funds Rating](#)

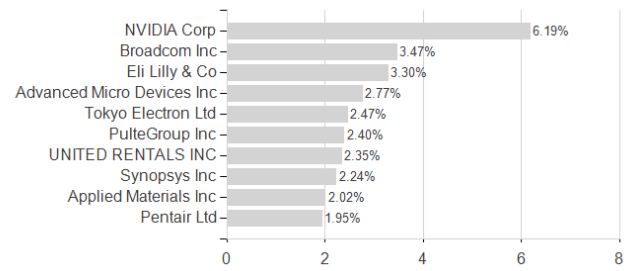
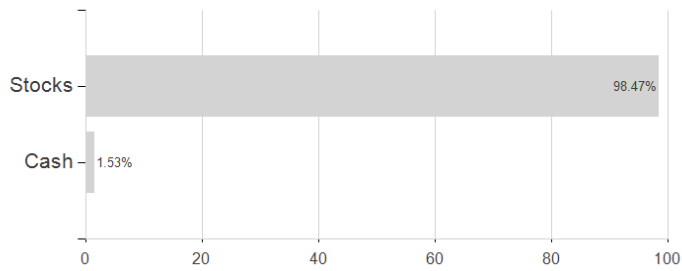
³ Displays the Ethical-Dynamical Ratio calculated according to standard criteria. The maximum value is 100. For more information visit [EDA](#)

Raiffeisen-PAXetBONUM-Aktien R VTA / AT0000A261H5 / 0A261H / Raiffeisen KAG

Assessment Structure

Assets

Largest positions



Countries

Branches

Currencies

