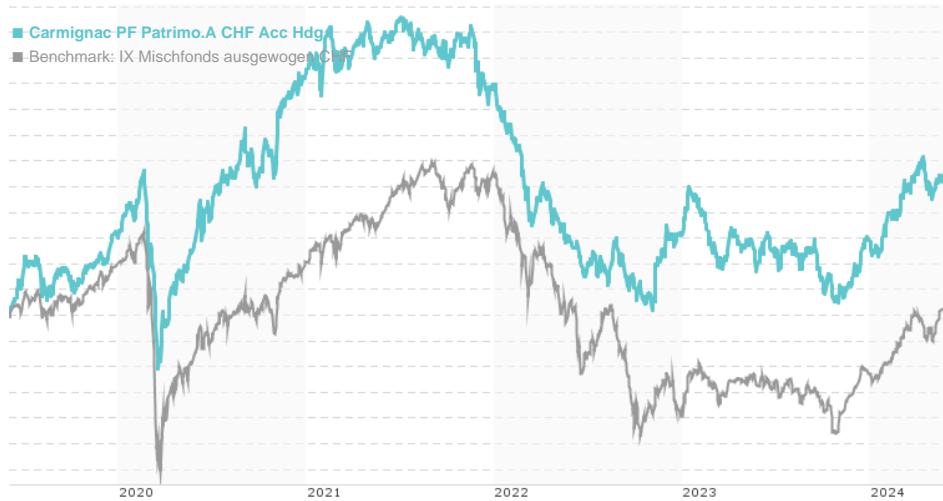


Carmignac PF Patrimo.A CHF Acc Hdg / LU1299305513 / A2ABAS / Carmignac Gestion LU

Last 05/30/2024 ¹	Region	Branch	Type of yield	Type
101.88 CHF	Worldwide	Mixed Fund/Balanced	reinvestment	Mixed Fund



Risk key figures

SRI 1 2 **3** 4 5 6 7

Mountain-View Funds Rating² EDA³

▲▲▲▲▲▲ 70

Yearly Performance

2023	-0.25%
2022	-9.67%
2021	-1.27%
2020	+12.36%

Master data		Conditions		Other figures	
Fund type	Single fund	Issue surcharge	4.00%	Minimum investment	UNT 0
Category	Mixed Fund	Planned administr. fee	0.00%	Savings plan	-
Sub category	Mixed Fund/Balanced	Deposit fees	0.00%	UCITS / OGAW	Yes
Fund domicile	Luxembourg	Redemption charge	0.00%	Performance fee	20.00%
Tranch volume	(05/30/2024) EUR 1.70 mill.	Ongoing charges	-	Redeployment fee	0.00%
Total volume	(05/30/2024) EUR 1,317.83 mill.	Dividends		Investment company	
Launch date	11/19/2015	Carmignac Gestion LU			
KESr report funds	Yes	7 Rue de la Chapell, 1325, Luxembourg			
Business year start	01.01.	Luxembourg			
Sustainability type	-	www.carmignac.com			
Fund manager	Guillaume Rigeade, David Older, Eliezer Ben Zimra, Christophe Moulin, Jacques Hirsch				

Performance	1M	6M	YTD	1Y	2Y	3Y	5Y	Since start
Performance	+0.56%	+6.32%	+3.55%	+5.32%	+3.82%	-9.78%	+9.67%	+8.75%
Performance p.a.	-	-	-	+5.31%	+1.89%	-3.37%	+1.86%	+1.66%
Sharpe ratio	0.73	1.60	0.87	0.26	-0.30	-1.12	-0.28	-0.31
Volatility	4.46%	5.87%	5.88%	5.96%	6.40%	6.39%	6.90%	6.88%
Worst month	-	-1.62%	-1.62%	-2.12%	-3.42%	-4.15%	-4.15%	-4.15%
Best month	-	2.68%	2.68%	2.68%	5.13%	5.13%	5.40%	5.40%
Maximum loss	-1.07%	-2.87%	-2.87%	-5.25%	-8.21%	-18.51%	-18.51%	-

Distribution permission

Austria, Germany, Switzerland, Luxembourg

¹ Important note on update status: The displayed date refers exclusively to the calculation of the NAV.

DISCLAIMER: The information on this page are for informational purposes only and should neither an offer to sell nor a solicitation for the purchase of the security or recommendation in favor of the security to be understood. baha GmbH assumes no liability despite thorough searches for the accuracy of the data.
Funds data from: www.mountain-view.com. Fact Sheet created by: www.baha.com

Carmignac PF Patrimo.A CHF Acc Hdg / LU1299305513 / A2ABAS / Carmignac Gestion LU

2 The Mountain-View Data Fund Rating calculates a comparative ranking for funds using yield, volatility and trend data. For more information visit [MVD Funds Rating](#)

Investment strategy

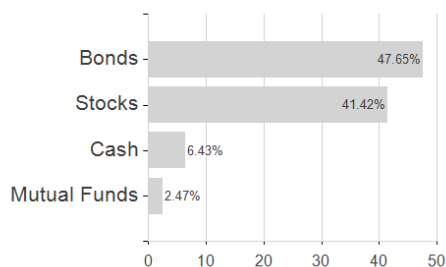
The Sub-Fund applies a multi-asset strategy which seeks to achieve its investment objective by investing, and taking exposure in a wide range of traditional assets (e.g. equities, bonds, money markets and currencies) and in some inflation-sensitive securities such as commodities (e.g. precious metals, industrial metals and energy such as gold, copper and crude oil) and inflation-linked securities (e.g. inflation swaps and inflation-linked bonds). The investment process is the result of combining several strategy components, including: (i) A core allocation of traditional asset classes and commodities aimed to deliver capital growth and income, (ii) An inflation-linked strategy composed of inflation swaps and inflation-linked bonds aimed to help mitigate the inflation surprises, and (iii) A tactical strategy aimed (1) to manage (or hedge) the global exposures of the portfolio and (2) to take advantage of some potential opportunities offered by markets through directional or relative value trades. To implement this approach, the Sub-Fund will take directional and non-directional (or hedged) positions, long and/or short, in a range of securities, instruments and asset classes. The Sub-Fund may implement these positions either with derivatives or by purchasing direct securities or funds.

Investment goal

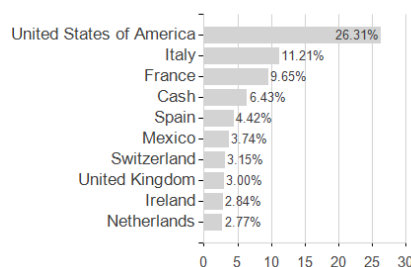
The sub-fund aims to outperform its reference indicator over a period exceeding three years. The reference indicator comprises 40% MSCI AC WORLD NR (USD) index, 40% ICE BofA Global Government Index (USD), calculated with coupons reinvested and 20% ESTER capitalised. The reference indicator is rebalanced each quarter and converted into euro for EUR units and hedged units, and into the reference currency of the unit class for unhedged units.

Assessment Structure

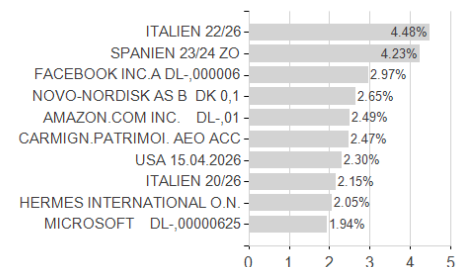
Assets



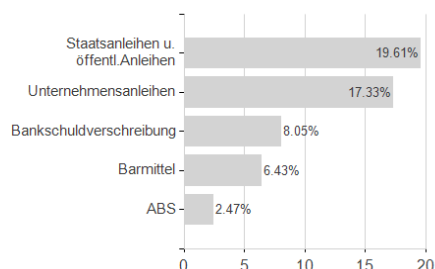
Countries



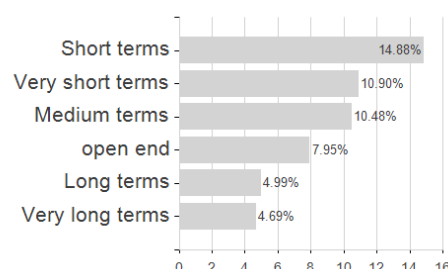
Largest positions



Issuer



Duration



Currencies

