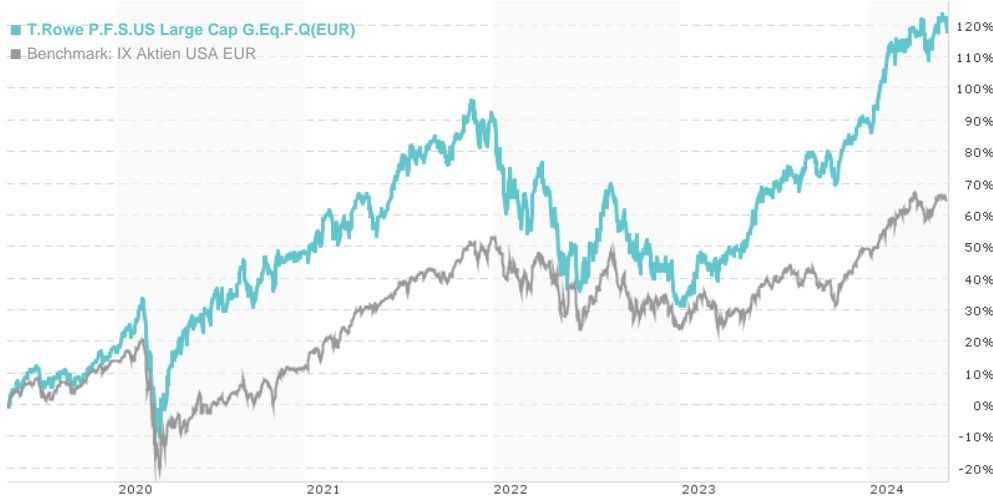


## T.Rowe P.F.S.US Large Cap G.Eq.F.Q(EUR) / LU1446472380 / A2DGSC / T.Rowe Price M. (LU)

| Last 05/31/2024 <sup>1</sup> | Country                  | Branch        | Type of yield | Type        |
|------------------------------|--------------------------|---------------|---------------|-------------|
| 31.71 EUR                    | United States of America | Mixed Sectors | reinvestment  | Equity Fund |

■ T.Rowe P.F.S.US Large Cap G.Eq.F.Q(EUR)  
■ Benchmark: IX Aktien USA EUR



## Risk key figures

SRI 1 2 3 4 5 6 7

Mountain-View Funds Rating<sup>2</sup> EDA<sup>3</sup>

74

## Yearly Performance

|      |         |
|------|---------|
| 2023 | +44.72% |
| 2022 | -30.78% |
| 2021 | +28.25% |
| 2020 | +26.97% |
| 2019 | +30.92% |

| Master data         |                                 | Conditions                                 |       | Other figures      |              |
|---------------------|---------------------------------|--|-------|--------------------|--------------|
| Fund type           | Single fund                     | Issue surcharge                            | 0.00% | Minimum investment | USD 1,000.00 |
| Category            | Equity                          | Planned administr. fee                     | 0.00% | Savings plan       | -            |
| Sub category        | Mixed Sectors                   | Deposit fees                               | 0.02% | UCITS / OGAW       | Yes          |
| Fund domicile       | Luxembourg                      | Redemption charge                          | 0.00% | Performance fee    | 0.00%        |
| Tranch volume       | (05/31/2024) USD 41.60 mill.    | Ongoing charges                            | -     | Redeployment fee   | 0.00%        |
| Total volume        | (05/31/2024) USD 2,592.52 mill. | Dividends                                  |       | Investment company |              |
| Launch date         | 11/18/2016                      | T.Rowe Price M. (LU)                       |       |                    |              |
| KESr report funds   | Yes                             | 100 East Pratt Street, MD 21202, Baltimore |       |                    |              |
| Business year start | 01.01.                          | United States of America                   |       |                    |              |
| Sustainability type | -                               | https://www.troweprice.com                 |       |                    |              |
| Fund manager        | Taymour Tamaddon                |  |       |                    |              |

| Performance      | 1M     | 6M      | YTD     | 1Y      | 2Y      | 3Y      | 5Y       | Since start |
|------------------|--------|---------|---------|---------|---------|---------|----------|-------------|
| Performance      | +1.28% | +18.32% | +14.48% | +32.02% | +47.83% | +35.69% | +113.68% | +215.84%    |
| Performance p.a. | -      | -       | -       | +31.91% | +21.55% | +10.70% | +16.38%  | +16.52%     |
| Sharpe ratio     | 1.06   | 2.62    | 2.39    | 2.05    | 0.93    | 0.33    | 0.58     | 0.63        |
| Volatility       | 11.58% | 13.86%  | 14.74%  | 13.77%  | 19.11%  | 20.89%  | 21.88%   | 20.08%      |
| Worst month      | -      | -1.85%  | -1.85%  | -2.23%  | -9.11%  | -10.42% | -10.42%  | -10.42%     |
| Best month       | -      | 7.33%   | 6.17%   | 9.58%   | 15.64%  | 15.64%  | 17.37%   | 17.37%      |
| Maximum loss     | -2.43% | -5.79%  | -5.79%  | -5.94%  | -22.67% | -33.08% | -33.08%  | -           |

## Distribution permission

Austria, Germany, Switzerland, Luxembourg

<sup>1</sup> Important note on update status: The displayed date refers exclusively to the calculation of the NAV.

<sup>2</sup> The Mountain-View Data Fund Rating calculates a comparative ranking for funds using yield, volatility and trend data. For more information visit [MVD Funds Rating](#)

DISCLAIMER: The information on this page are for informational purposes only and should neither an offer to sell nor a solicitation for the purchase of the security or recommendation in favor of the security to be understood. baha GmbH assumes no liability despite thorough searches for the accuracy of the data.

Funds data from: [www.mountain-view.com](#). Fact Sheet created by: [www.baha.com](#)

Created: 06/01/2024

## T.Rowe P.F.S.US Large Cap G.Eq.F.Q(EUR) / LU1446472380 / A2DGSC / T.Rowe Price M. (LU)

### Investment strategy

The fund is actively managed and invests mainly in a diversified portfolio of stocks from large capitalization companies in the United States that have the potential for above-average and sustainable rates of earnings growth. Although the fund does not have sustainable investment as an objective, the promotion of environmental and social characteristics ("E & S") is achieved through the fund's commitment to maintain at least 10% of the value of its portfolio invested in Sustainable Investments.

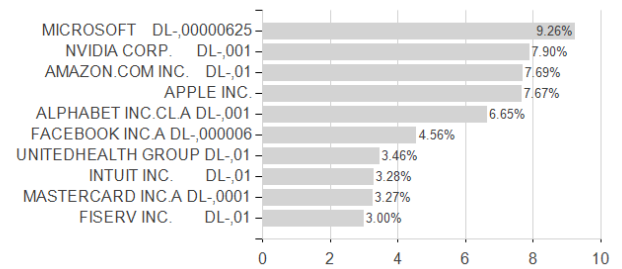
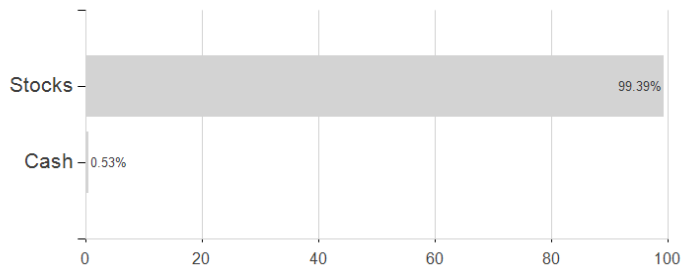
### Investment goal

To increase the value of its shares, over the long term, through growth in the value of its investments.

### Assessment Structure

#### Assets

#### Largest positions



#### Countries

#### Branches

#### Currencies

