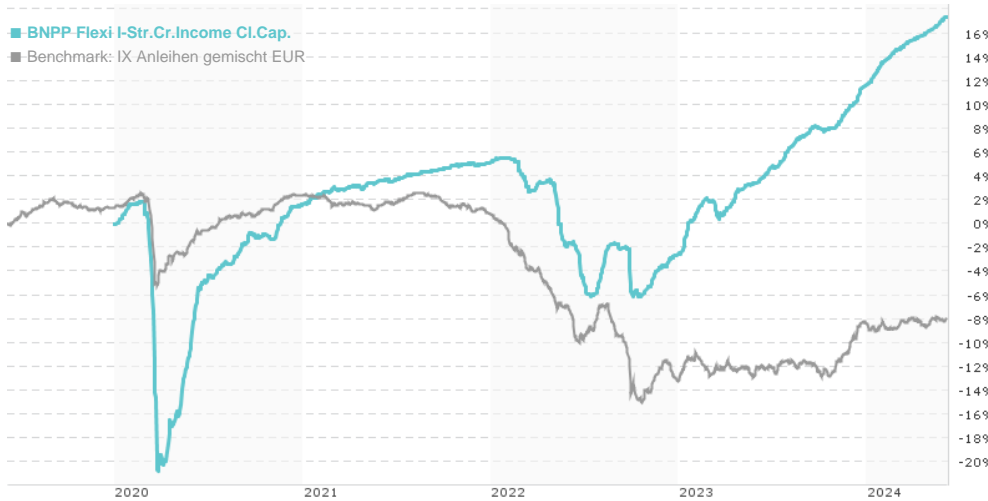


## BNPP Flexi I-Str.Cr.Income Cl.Cap. / LU1815417503 / A2PEWD / BNP PARIBAS AM (LU)

Last 06/03/2024 <sup>1</sup>	Region	Branch	Type of yield	Type
120.62 EUR	Worldwide	Bonds: Mixed	reinvestment	Fixed-Income Fund



### Risk key figures

SRI 1 2 3 4 5 6 7

Mountain-View Funds Rating<sup>2</sup>

EDA<sup>3</sup>

▲ ▲ ▲ ▲ ▲ ▲

### Yearly Performance

2023	+14.57%
2022	-7.39%
2021	+3.49%
2020	+1.71%

Master data		Conditions		Other figures	
Fund type	Single fund	Issue surcharge	3.00%	Minimum investment	UNT 0
Category	Bonds	Planned administr. fee	0.00%	Savings plan	-
Sub category	Bonds: Mixed	Deposit fees	0.00%	UCITS / OGAW	Yes
Fund domicile	Luxembourg	Redemption charge	0.00%	Performance fee	15.00%
Tranch volume	(06/03/2024) EUR 3.08 mill.	Ongoing charges	-	Redeployment fee	0.00%
Total volume	(06/03/2024) EUR 271.90 mill.	Dividends		Investment company	
Launch date	2/15/2019	BNP PARIBAS AM (LU)			
KESr report funds	Yes	10, rue Edward Steichen, 2540, Luxembourg			
Business year start	01.07.	Luxembourg			
Sustainability type	-	<a href="https://www.bnpparibas-am.com">https://www.bnpparibas-am.com</a>			
Fund manager	BOUTOILLE Olivier				

Performance	1M	6M	YTD	1Y	2Y	3Y	5Y	Since start
Performance	+0.92%	+6.68%	+5.08%	+13.34%	+19.24%	+13.19%	-	+17.37%
Performance p.a.	-	-	-	+13.38%	+9.18%	+4.21%	-	+3.68%
Sharpe ratio	18.40	13.28	14.38	10.56	2.25	0.19	-	-0.02
Volatility	0.41%	0.76%	0.61%	0.91%	2.40%	2.32%	0.00%	4.89%
Worst month	-	0.00%	0.00%	0.00%	-4.12%	-4.88%	-20.13%	-20.13%
Best month	-	1.66%	1.66%	1.71%	3.44%	3.44%	7.98%	7.98%
Maximum loss	0.00%	-0.03%	-0.03%	-0.42%	-4.65%	-11.06%	0.00%	-

### Distribution permission

Austria, Germany, Switzerland, Luxembourg

<sup>1</sup> Important note on update status: The displayed date refers exclusively to the calculation of the NAV.

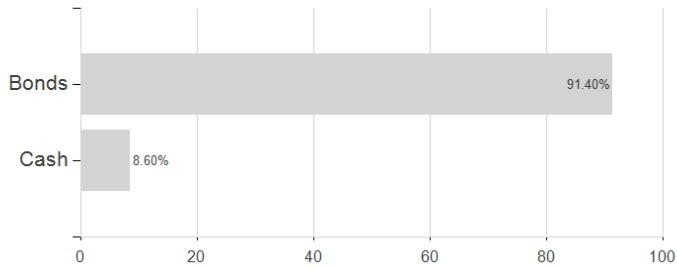
<sup>2</sup> The Mountain-View Data Fund Rating calculates a comparative ranking for funds using yield, volatility and trend data. For more information visit [MVD Funds Rating](#)

<sup>3</sup> Displays the Ethical-Dynamical Ratio calculated according to standard criteria. The maximum value is 100. For more information visit [EDA](#)

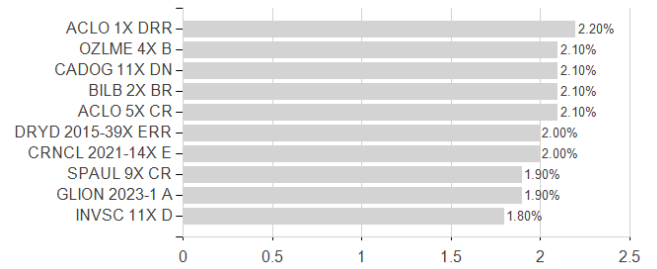
# BNPP Flexi I-Str.Cr.Income Cl.Cap. / LU1815417503 / A2PEWD / BNP PARIBAS AM (LU)

## Assessment Structure

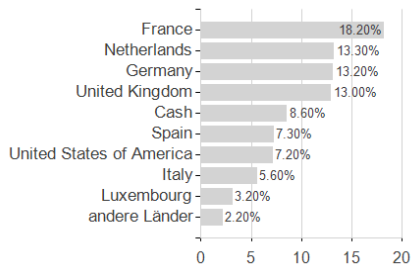
### Assets



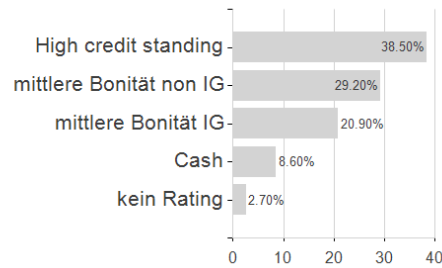
### Largest positions



### Countries



### Rating



### Issuer

