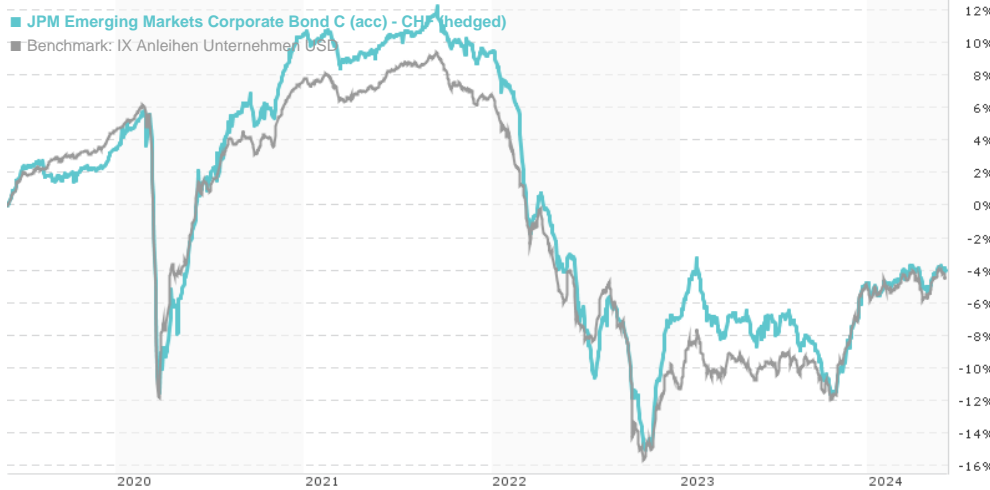


JPM Emerging Markets Corporate Bond C (acc) - CHF (hedged) / LU1590583875 / A2DN7K / JPMorgan AM (EU)

Last 05/31/2024 ¹	Region	Branch	Type of yield	Type
95.21 CHF	Emerging Markets	Corporate Bonds	reinvestment	Fixed-Income Fund

■ JPM Emerging Markets Corporate Bond C (acc) - CHF (hedged)
■ Benchmark: IX Anleihen Unternehmen USD



Risk key figures

SRI 1 2 3 4 5 6 7

Mountain-View Funds Rating²EDA³ 76

Yearly Performance

2023	+2.35%
2022	-15.01%
2021	-0.94%
2020	+6.79%
2019	+9.01%

Master data		Conditions		Other figures	
Fund type	Single fund	Issue surcharge	0.00%	Minimum investment	USD 10,000,000.00
Category	Bonds	Planned administr. fee	0.00%	Savings plan	-
Sub category	Corporate Bonds	Deposit fees	0.00%	UCITS / OGAW	Yes
Fund domicile	Luxembourg	Redemption charge	0.00%	Performance fee	0.00%
Tranch volume	(05/31/2024) USD 11.76 mill.	Ongoing charges	-	Redeployment fee	0.00%
Total volume	(05/31/2024) USD 590.35 mill.	Dividends		Investment company	
Launch date	4/13/2017	JPMorgan AM (EU)			
KESr report funds	No	PO Box 275, 2012, Luxembourg			
Business year start	01.07.	Luxembourg			
Sustainability type	-	https://www.jpmmorganassetmanagement.de			
Fund manager	Scott McKee,Pierre-Yves Bareau,Leah Parento				

Performance	1M	6M	YTD	1Y	2Y	3Y	5Y	Since start
Performance	+1.07%	+3.78%	+0.80%	+4.13%	-0.95%	-12.60%	-3.84%	-4.79%
Performance p.a.	-	-	-	+4.12%	-0.47%	-4.39%	-0.78%	-0.69%
Sharpe ratio	4.69	1.17	-0.70	0.08	-0.84	-1.75	-0.82	-0.92
Volatility	2.05%	3.38%	2.61%	4.20%	5.07%	4.67%	5.57%	4.88%
Worst month	-	-1.40%	-1.40%	-2.14%	-5.70%	-5.70%	-11.96%	-11.96%
Best month	-	4.38%	2.95%	4.38%	6.60%	6.60%	6.66%	6.66%
Maximum loss	-0.43%	-1.69%	-1.69%	-5.54%	-12.35%	-24.28%	-24.28%	-

Distribution permission

Austria, Germany, Switzerland

1 Important note on update status: The displayed date refers exclusively to the calculation of the NAV.

2 The Mountain-View Data Fund Rating calculates a comparative ranking for funds using yield, volatility and trend data. For more information visit [MVD Funds Rating](#)

3 Displays the Ethical-Dynamical Ratio calculated according to standard criteria. The maximum value is 100. For more information visit [EDA](#)

DISCLAIMER: The information on this page are for informational purposes only and should neither an offer to sell nor a solicitation for the purchase of the security or recommendation in favor of the security to be understood. baha GmbH assumes no liability despite thorough searches for the accuracy of the data.

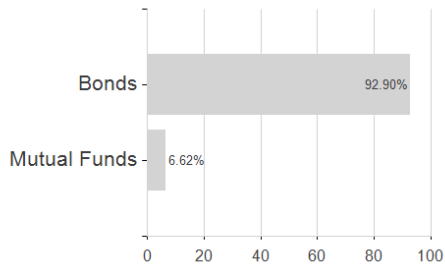
Funds data from: [www.mountain-view.com](#). Fact Sheet created by: [www.baha.com](#)

Created: 06/03/2024


JPM Emerging Markets Corporate Bond C (acc) - CHF (hedged) / LU1590583875 / A2DN7K / JPMorgan AM (EU)

Assessment Structure

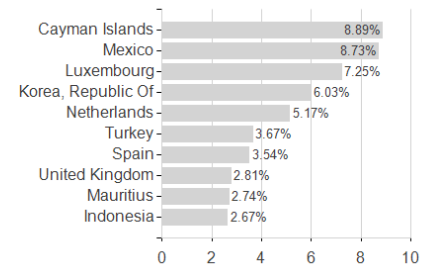
Assets



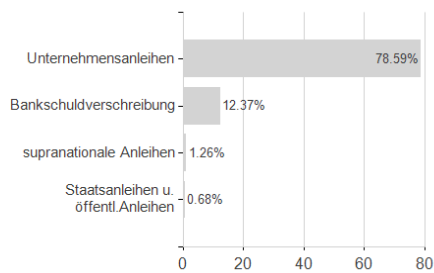
Largest positions



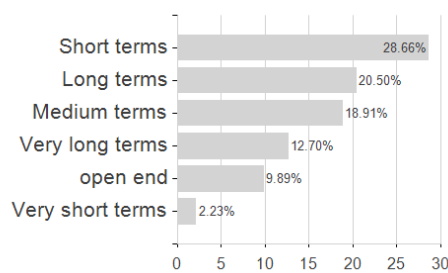
Countries



Issuer



Duration



Currencies

