

JPM US Equity All Cap I (acc) - EUR / LU1732800179 / A2JFXC / JPMorgan AM (EU)

Last 05/30/2024 ¹	Country	Branch	Type of yield	Type
226.44 EUR	United States of America	Mixed Sectors	reinvestment	Equity Fund



Risk key figures

SRI 1 2 3 4 5 6 7

Mountain-View Funds Rating²EDA³ 70

Yearly Performance

2023	+20.91%
2022	-14.13%
2021	+36.56%
2020	+10.95%
2019	+33.53%

Master data		Conditions		Other figures	
Fund type	Single fund	Issue surcharge	0.00%	Minimum investment	USD 10,000,000.00
Category	Equity	Planned administr. fee	0.00%	Savings plan	-
Sub category	Mixed Sectors	Deposit fees	0.00%	UCITS / OGAW	Yes
Fund domicile	Luxembourg	Redemption charge	0.00%	Performance fee	0.00%
Tranch volume	(05/30/2024) USD 24.10 mill.	Ongoing charges	-	Redeployment fee	0.00%
Total volume	(05/30/2024) USD 2,048.87 mill.	Dividends		Investment company	
Launch date	3/16/2018	JPMorgan AM (EU)			
KESr report funds	Yes	PO Box 275, 2012, Luxembourg			
Business year start	01.07.	Luxembourg			
Sustainability type	-	https://www.jpmorganassetmanagement.de			
Fund manager	Jonathan Simon, Timothy Parton				

Performance	1M	6M	YTD	1Y	2Y	3Y	5Y	Since start
Performance	+0.76%	+17.16%	+11.81%	+25.40%	+25.29%	+35.96%	+99.74%	+126.44%
Performance p.a.	-	-	-	+25.32%	+11.93%	+10.78%	+14.82%	+14.06%
Sharpe ratio	0.70	3.42	2.66	2.06	0.55	0.44	0.59	0.56
Volatility	8.29%	9.88%	10.40%	10.48%	14.96%	15.96%	18.89%	18.24%
Worst month	-	-2.61%	-2.61%	-4.53%	-7.03%	-7.03%	-12.69%	-12.69%
Best month	-	6.39%	4.99%	6.39%	12.17%	12.17%	14.85%	14.85%
Maximum loss	-1.43%	-4.22%	-4.22%	-7.89%	-15.42%	-16.50%	-36.36%	-

Distribution permission

Austria, Germany, Switzerland, Luxembourg

¹ Important note on update status: The displayed date refers exclusively to the calculation of the NAV.

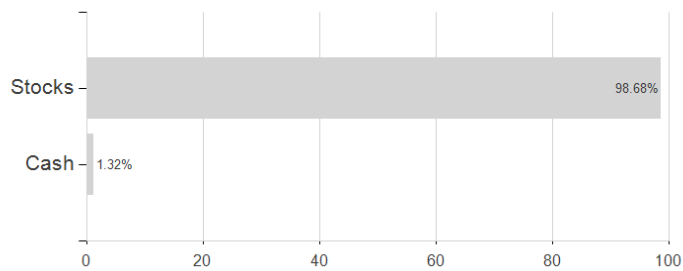
JPM US Equity All Cap I (acc) - EUR / LU1732800179 / A2JFXC / JPMorgan AM (EU)

2 The Mountain-View Data Fund Rating calculates a comparative ranking for funds using yield, volatility and trend data. For more information visit [MVD Funds Rating](#)

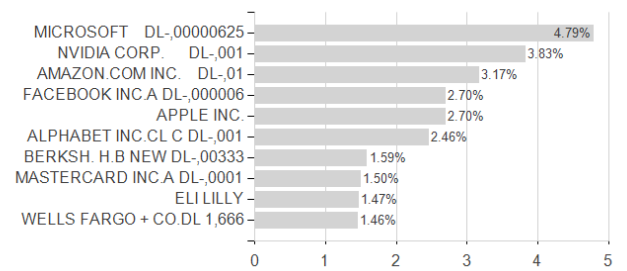
3 Displays the Ethical-Dynamical Ratio calculated according to standard criteria. The maximum value is 100. For more information visit [EDA](#)

Assessment Structure

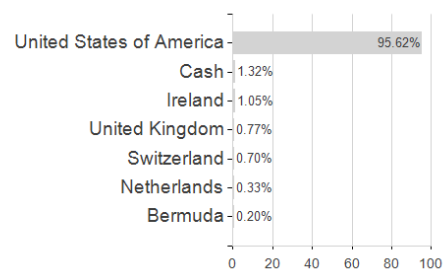
Assets



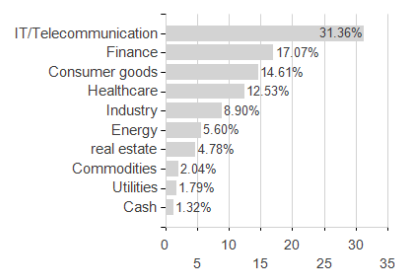
Largest positions



Countries



Branches



Currencies

