

**Amundi MSCI Semiconductors ESG Scr.UE / LU2090063327 / LYX045 / Amundi Asset Mgmt.**

| Last 05/30/2024 <sup>1</sup> | Region    | Branch     | Type of yield   | Type                 |
|------------------------------|-----------|------------|-----------------|----------------------|
| <b>78.73 EUR</b>             | Worldwide | ETF Stocks | paying dividend | Alternative Investm. |

■ Amundi MSCI Semiconductors ESG Scr.UE  
■ Benchmark: IX ETF Aktien Technologie/Inform.-



**Risk key figures**

SRI 1 2 3 4 **5** 6 7

Mountain-View Funds Rating<sup>2</sup> EDA<sup>3</sup>

▲▲▲▲▲ 80

**Yearly Performance**

|      |         |
|------|---------|
| 2023 | +72.02% |
| 2022 | -32.89% |
| 2021 | +34.14% |

| Master data         |                              | Conditions             |          | Other figures  |       |
|---------------------|------------------------------|------------------------|----------|--|-------|
| Fund type           | Single fund                  | Issue surcharge        | 0.00%    | Minimum investment   | UNT 1 |
| Category            | Equity                       | Planned administr. fee | 0.00%    | Savings plan   | Yes   |
| Sub category        | ETF Stocks                   | Deposit fees           | 0.00%    | UCITS / OGAW   | Yes   |
| Fund domicile       | Luxembourg                   | Redemption charge      | 0.00%    | Performance fee  | 0.00% |
| Tranch volume       | (05/30/2024) EUR 26.93 mill. | Ongoing charges        | -        | Redeployment fee   | 0.00% |
| Total volume        | (07/05/2023) EUR 41.00 mill. | Dividends              |          | Investment company   |       |
| Launch date         | 7/2/2020                     | 07.12.2022             | 0.38 EUR | Amundi Asset Mgmt.<br>90 boulevard Pasteur, 75015, Paris<br>France<br>www.amundi.fr/ |       |
| KESr report funds   | Yes                          | 06.07.2022             | 0.16 EUR |  |       |
| Business year start | 01.01.                       | 08.12.2021             | 0.71 EUR |  |       |
| Sustainability type | Ethics/ecology               | 07.07.2021             | 0.50 EUR |  |       |
| Fund manager        | -                            | 09.12.2020             | 0.41 EUR |  |       |

| Performance      | 1M      | 6M      | YTD     | 1Y      | 2Y       | 3Y      | 5Y    | Since start |
|------------------|---------|---------|---------|---------|----------|---------|-------|-------------|
| Performance      | +13.14% | +60.57% | +47.91% | +70.08% | +107.29% | +91.53% | -     | +180.63%    |
| Performance p.a. | -       | -       | -       | +69.84% | +43.90%  | +24.19% | -     | +30.18%     |
| Sharpe ratio     | 14.79   | 5.74    | 5.45    | 2.72    | 1.49     | 0.76    | -     | 1.04        |
| Volatility       | 23.36%  | 27.18%  | 28.83%  | 24.37%  | 27.05%   | 27.01%  | 0.00% | 25.40%      |
| Worst month      | -       | -4.37%  | -4.37%  | -5.82%  | -15.74%  | -15.74% | 0.00% | -15.74%     |
| Best month       | -       | 15.98%  | 15.98%  | 22.41%  | 22.41%   | 22.41%  | 0.00% | 22.41%      |
| Maximum loss     | -2.74%  | -13.00% | -13.00% | -13.00% | -26.25%  | -39.42% | 0.00% | -           |

**Distribution permission**

Germany, Switzerland, Luxembourg

<sup>1</sup> Important note on update status: The displayed date refers exclusively to the calculation of the NAV.

<sup>2</sup> The Mountain-View Data Fund Rating calculates a comparative ranking for funds using yield, volatility and trend data. For more information visit [MVD Funds Rating](#)

<sup>3</sup> Displays the Ethical-Dynamical Ratio calculated according to standard criteria. The maximum value is 100. For more information visit [EDA](#)

## Amundi MSCI Semiconductors ESG Scr.UE / LU2090063327 / LYX045 / Amundi Asset Mgmt.

### Investment strategy

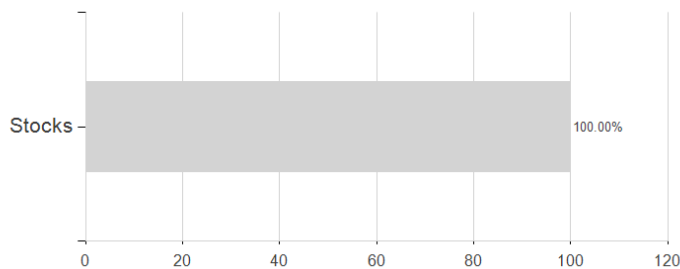
The Benchmark Index aims to represent the performance of a select set of companies from the semiconductors and semiconductor equipment industries that excludes companies which are Environmental, Social and Governance ("ESG") laggards based on an ESG rating. The ESG rating methodology is based on ESG key issues including but not limited to water stress, carbon emissions, labor management or business ethics. The Benchmark Index uses a "Best-in-class" approach, i.e., bottom quartile companies by ESG industry-adjusted rating are excluded from the theme universe. The Sub-Fund will apply a Direct Replication methodology to get exposition to the Index, mainly by making direct investments in transferable securities and/or other eligible assets representing the Index constituents in a proportion extremely close to their proportion in the Index.

### Investment goal

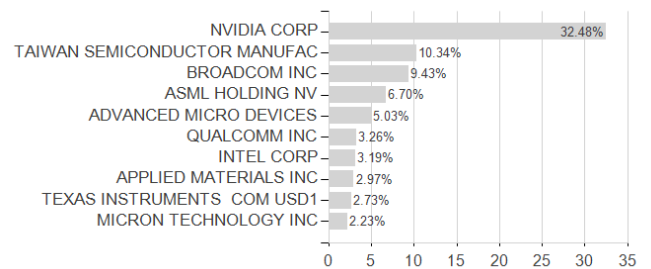
The Fund is an index-tracking UCITS passively managed. The investment objective of the Fund is to track both the upward and the downward evolution of MSCI ACWI Semiconductors & Semiconductor Equipment ESG Filtered Net Total Return Index (the "Benchmark Index") denominated in US Dollars, while minimizing the volatility of the difference between the return of the Fund and the return of the Benchmark Index (the "Tracking Error").

### Assessment Structure

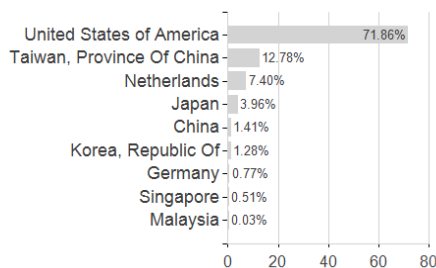
#### Assets



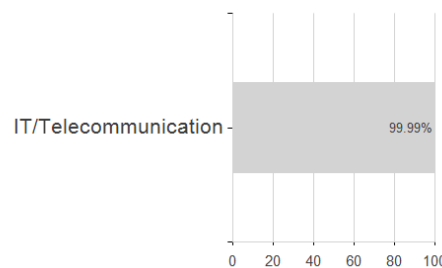
#### Largest positions



#### Countries



#### Branches



#### Currencies

