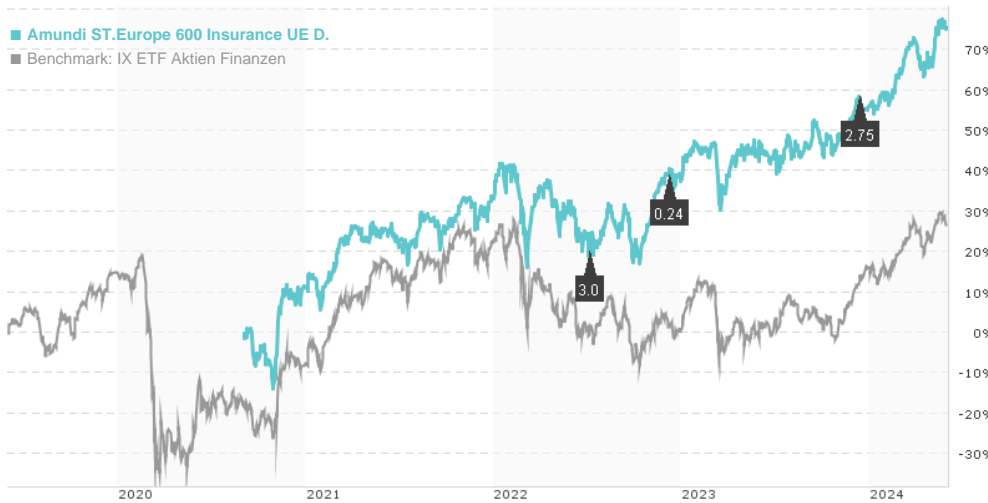


Amundi ST.Europe 600 Insurance UE D. / LU2082997946 / LYX04L / Amundi Asset Mgmt.

Last 05/30/2024 ¹	Region	Branch	Type of yield	Type
78.79 EUR	Europe	ETF Stocks	paying dividend	Alternative Investm.

■ Amundi ST.Europe 600 Insurance UE D.
■ Benchmark: IX ETF Aktien Finanzen



Risk key figures

SRI 1 2 3 4 5 6 7

Mountain-View Funds Rating² EDA³

▲ ▲ ▲ ▲ ▲ ▲

Yearly Performance

2023	+13.19%
2022	+3.24%
2021	+19.85%

Master data		Conditions		Other figures	
Fund type	Single fund	Issue surcharge	5.00%	Minimum investment	UNT 1
Category	Equity	Planned administr. fee	0.00%	Savings plan	Yes
Sub category	ETF Stocks	Deposit fees	0.00%	UCITS / OGAW	Yes
Fund domicile	Luxembourg	Redemption charge	5.00%	Performance fee	0.00%
Tranch volume	(05/30/2024) EUR 14.32 mill.	Ongoing charges	-	Redeployment fee	0.00%
Total volume	-	Dividends		Investment company	
Launch date	9/3/2020	12.12.2023	2.75 EUR	Amundi Asset Mgmt. 90 boulevard Pasteur, 75015, Paris France www.amundi.fr/	
KESr report funds	Yes	07.12.2022	0.24 EUR		
Business year start	01.11.	06.07.2022	3.00 EUR		
Sustainability type	-	08.12.2021	0.33 EUR		
Fund manager	-	07.07.2021	2.65 EUR		

Performance	1M	6M	YTD	1Y	2Y	3Y	5Y	Since start
Performance	+5.15%	+14.36%	+12.63%	+20.88%	+32.50%	+40.52%	-	+75.67%
Performance p.a.	-	-	-	+20.82%	+15.09%	+12.01%	-	+16.26%
Sharpe ratio	7.12	2.58	2.77	1.48	0.74	0.49	-	0.70
Volatility	11.30%	10.57%	10.84%	11.51%	15.39%	16.83%	0.00%	17.84%
Worst month	-	-3.49%	-3.49%	-3.49%	-5.60%	-7.81%	0.00%	-7.81%
Best month	-	5.15%	5.15%	5.15%	8.70%	8.70%	0.00%	24.95%
Maximum loss	-1.32%	-5.44%	-5.44%	-5.98%	-11.59%	-18.36%	0.00%	-

Distribution permission

Austria, Germany, Switzerland, Luxembourg

¹ Important note on update status: The displayed date refers exclusively to the calculation of the NAV.

² The Mountain-View Data Fund Rating calculates a comparative ranking for funds using yield, volatility and trend data. For more information visit [MVD Funds Rating](#)

³ Displays the Ethical-Dynamical Ratio calculated according to standard criteria. The maximum value is 100. For more information visit [EDA](#)

Amundi ST.Europe 600 Insurance UE D. / LU2082997946 / LYX04L / Amundi Asset Mgmt.

Investment strategy

The Index is a Net Total Return Index: dividends net of tax paid by the Index constituents are included in the Index return. The Index is a market cap weighted index designed to represent the performance of securities from the STOXX Europe 600 Index (the "Initial Universe") that belong to the insurance industry as defined by the Industry Classification Benchmark ("ICB"). The Initial Universe provides exposure to the performance of the 600 most liquid large, mid and small caps stocks covering developed markets in Europe.

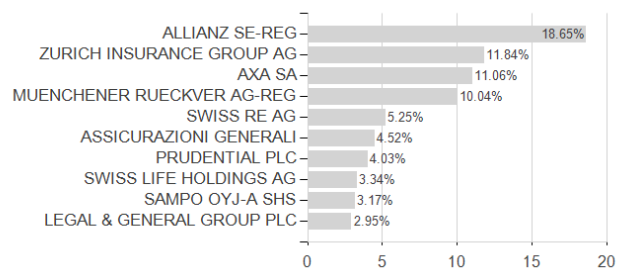
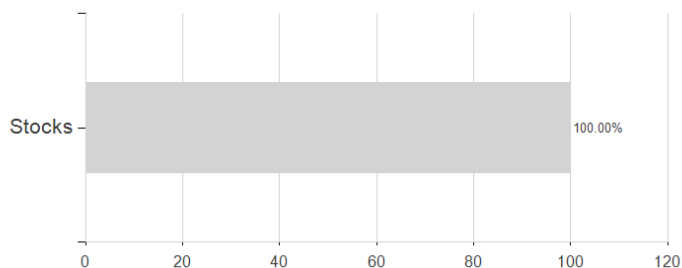
Investment goal

This Sub-Fund is passively managed. The objective of this Sub-Fund is to track the performance of STOXX Europe 600 Insurance Index (the "Index"), and to minimize the tracking error between the net asset value of the Sub-Fund and the performance of the Index. The anticipated level of the tracking error, under normal market conditions is indicated in the prospectus of the Sub-Fund.

Assessment Structure

Assets

Largest positions



Countries

Branches

Currencies

