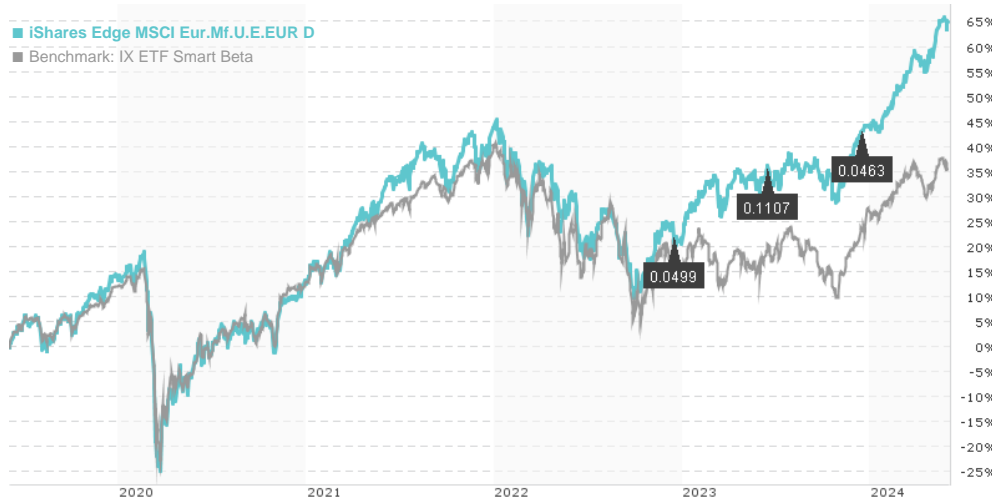


iShares Edge MSCI Eur.Mf.U.E.EUR D / IE00BG13YL86 / A2JDDF / BlackRock AM (IE)

Last 05/31/2024 ¹	Region	Branch	Type of yield	Type
6.81 EUR	Europe	ETF Stocks	paying dividend	Alternative Investm.



Risk key figures

SRI 1 2 3 4 5 6 7

Mountain-View Funds Rating² EDA³

64

Yearly Performance

2023	+19.84%
2022	-16.24%
2021	+27.71%
2020	-0.75%
2019	+24.67%

Master data		Conditions		Other figures	
Fund type	Single fund	Issue surcharge	0.00%	Minimum investment	UNT 1
Category	Equity	Planned administr. fee	0.00%	Savings plan	-
Sub category	ETF Stocks	Deposit fees	0.00%	UCITS / OGAW	Yes
Fund domicile	Ireland	Redemption charge	0.00%	Performance fee	0.00%
Tranch volume	(05/31/2024) EUR 4.07 mill.	Ongoing charges	-	Redeployment fee	0.00%
Total volume	(05/31/2024) EUR 268.69 mill.	Dividends		Investment company	
Launch date	2/23/2018	14.12.2023	0.05 EUR	BlackRock AM (IE) 12 Throgmorton Avenue, EC2N 2DL, London United Kingdom https://www.blackrock.com	
KESr report funds	Yes	15.06.2023	0.11 EUR		
Business year start	01.06.	15.12.2022	0.05 EUR		
Sustainability type	-	16.06.2022	0.13 EUR		
Fund manager	BlackRock Asset Management Ireland Ltd.	16.12.2021	0.06 EUR		

Performance	1M	6M	YTD	1Y	2Y	3Y	5Y	Since start
Performance	+4.07%	+18.59%	+14.35%	+26.14%	+26.75%	+25.28%	+65.52%	+60.37%
Performance p.a.	-	-	-	+26.06%	+12.56%	+7.80%	+10.59%	+7.84%
Sharpe ratio	6.91	4.78	4.24	2.41	0.72	0.29	0.40	0.25
Volatility	8.11%	7.74%	8.20%	9.29%	12.27%	13.85%	17.04%	16.29%
Worst month	-	-0.40%	-0.40%	-3.26%	-8.22%	-8.22%	-15.41%	-15.41%
Best month	-	7.07%	5.03%	7.07%	7.07%	7.07%	10.76%	10.76%
Maximum loss	-1.36%	-2.63%	-2.63%	-7.13%	-15.91%	-24.48%	-37.01%	-

Distribution permission

Austria, Germany, Switzerland

¹ Important note on update status: The displayed date refers exclusively to the calculation of the NAV.

² The Mountain-View Data Fund Rating calculates a comparative ranking for funds using yield, volatility and trend data. For more information visit [MVD Funds Rating](#)

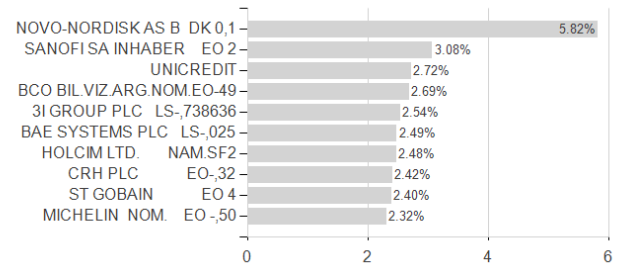
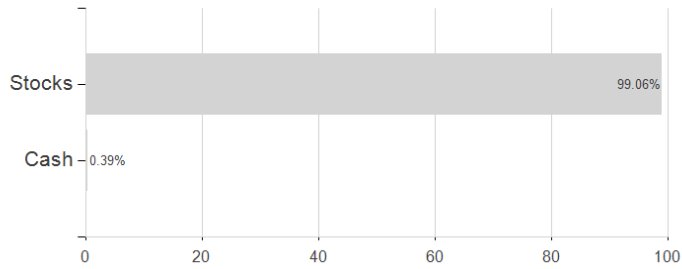
³ Displays the Ethical-Dynamical Ratio calculated according to standard criteria. The maximum value is 100. For more information visit [EDA](#)

iShares Edge MSCI Eur.Mf.U.E.EUR D / IE00BG13YL86 / A2JDDF / BlackRock AM (IE)

Assessment Structure

Assets

Largest positions



Countries

Branches

Currencies

